




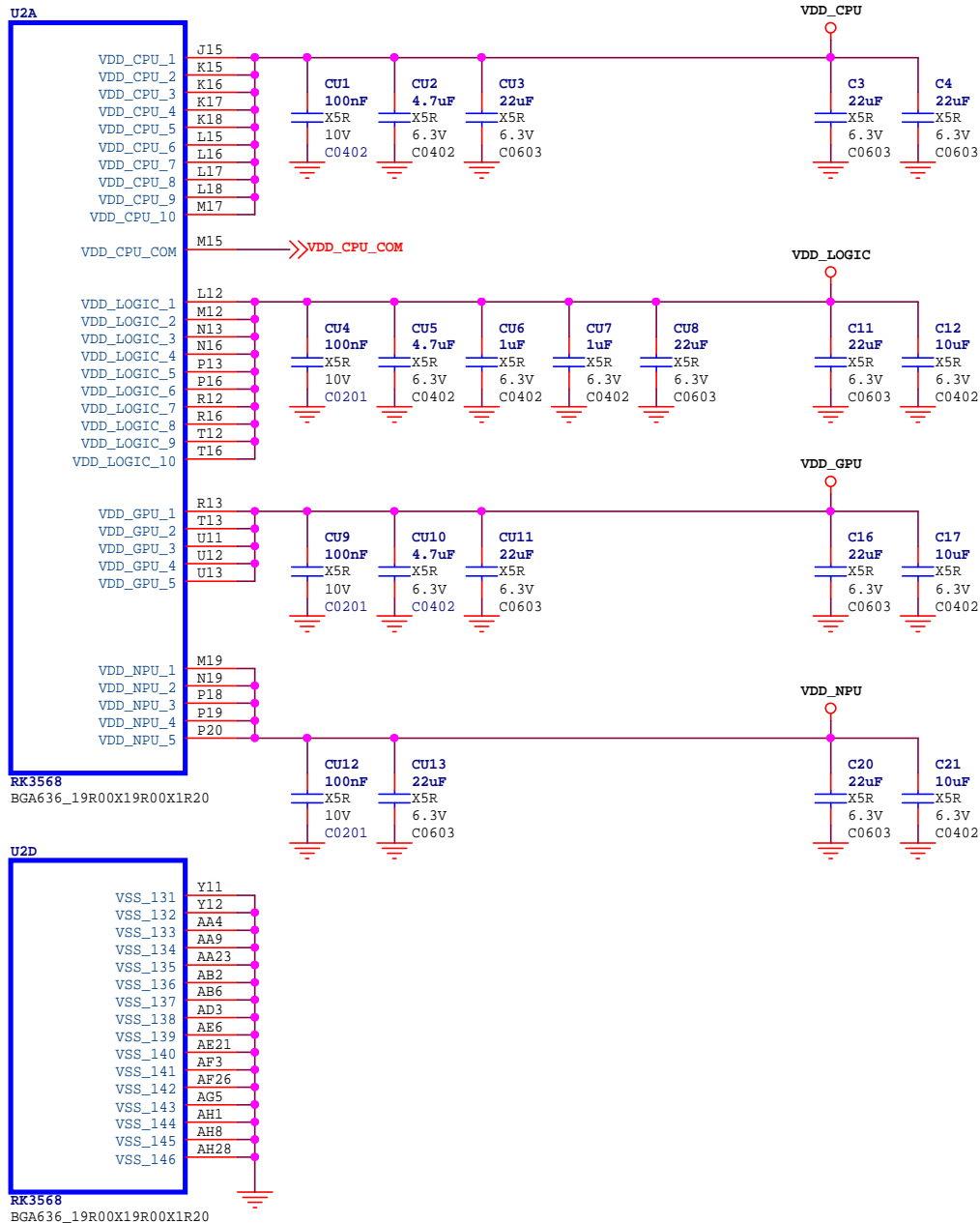
RK3568_F (DDR PHY)

LPDDR4/4x AC

LPDDR4/4x DQ

U2F		DDR4	LPDDR4	DDR3	LPDDR3	DDR4	LPDDR4	DDR3	LPDDR3	
DDR_DQ0_A	F2	DDR_DQ0_A	DDR4_DQ0_A	LPDDR4_DQ0_A	DDR3_DQ0	LPDDR3_DQ05	DDR4_A0	LPDDR4_CLKP_B	DDR3_A9	AC0
DDR_DQ1_A	E1	DDR_DQ1_A	DDR4_DQ1_A	LPDDR4_DQ1_A	DDR3_DQ1	LPDDR3_DQ15	DDR4_A1	LPDDR4_CLKN_B	DDR3_A10	AC1
DDR_DQ2_A	E2	DDR_DQ2_A	DDR4_DQ2_A	LPDDR4_DQ2_A	DDR3_DQ2	LPDDR3_DQ25	DDR4_A2	LPDDR4_A1_A	DDR3_A11	AC2
DDR_DQ3_A	D1	DDR_DQ3_A	DDR4_DQ3_A	LPDDR4_DQ3_A	DDR3_DQ3	LPDDR3_DQ35	DDR4_A3	LPDDR4_A1_B	DDR3_A12	AC3
DDR_DQ4_A	F1	DDR_DQ4_A	DDR4_DQ4_A	LPDDR4_DQ4_A	DDR3_DQ4	LPDDR3_DQ45	DDR4_A4	LPDDR4_CKE1_A	DDR3_A13	AC4
DDR_DQ5_A	J2	DDR_DQ5_A	DDR4_DQ5_A	LPDDR4_DQ5_A	DDR3_DQ5	LPDDR3_DQ55	DDR4_A5	LPDDR4_A2_A	DDR3_A14	AC5
DDR_DQ6_A	H1	DDR_DQ6_A	DDR4_DQ6_A	LPDDR4_DQ6_A	DDR3_DQ6	LPDDR3_DQ65	DDR4_A6	LPDDR4_A2_B	DDR3_A15	AC6
DDR_DQ7_A	H4	DDR_DQ7_A	DDR4_DQ7_A	LPDDR4_DQ7_A	DDR3_DQ7	LPDDR3_DQ75	DDR4_A7	LPDDR4_A3_A	DDR3_A16	AC7
DDR_DQ8_A	H5	DDR_DQ8_A	DDR4_DQ8_A	LPDDR4_DQ8_A	DDR3_DQ8	LPDDR3_DQ85	DDR4_A8	LPDDR4_A3_B	DDR3_A17	AC8
DDR_DQ9_A	G1	DDR_DQ9_A	DDR4_DQ9_A	LPDDR4_DQ9_A	DDR3_DQ9	LPDDR3_DQ95	DDR4_A9	LPDDR4_A4_A	DDR3_A18	AC9
DDR_DQ10_A	G2	DDR_DQ10_A	DDR4_DQ10_A	LPDDR4_DQ10_A	DDR3_DQ10	LPDDR3_DQ105	DDR4_A10	LPDDR4_A4_B	DDR3_A19	AC10
DDR_DQ11_A	M1	DDR_DQ11_A	DDR4_DQ11_A	LPDDR4_DQ11_A	DDR3_DQ11	LPDDR3_DQ115	DDR4_A11	LPDDR4_A5_A	DDR3_A20	AC11
DDR_DQ12_A	N2	DDR_DQ12_A	DDR4_DQ12_A	LPDDR4_DQ12_A	DDR3_DQ12	LPDDR3_DQ125	DDR4_A12	LPDDR4_A5_B	DDR3_A21	AC12
DDR_DQ13_A	L7	DDR_DQ13_A	DDR4_DQ13_A	LPDDR4_DQ13_A	DDR3_DQ13	LPDDR3_DQ135	DDR4_A13	LPDDR4_A6_A	DDR3_A22	AC13
DDR_DQ14_A	L6	DDR_DQ14_A	DDR4_DQ14_A	LPDDR4_DQ14_A	DDR3_DQ14	LPDDR3_DQ145	DDR4_A14	LPDDR4_A6_B	DDR3_A23	AC14
DDR_DQ15_A	A2	DDR_DQ15_A	DDR4_DQ15_A	LPDDR4_DQ15_A	DDR3_DQ15	LPDDR3_DQ155	DDR4_A15	LPDDR4_A7_A	DDR3_A24	AC15
DDR_DQ16_A	J6	DDR_DQ16_A	DDR4_DQ16_A	LPDDR4_DQ16_A	DDR3_DQ16	LPDDR3_DQ165	DDR4_A16	LPDDR4_A7_B	DDR3_A25	AC16
DDR_DQ17_A	J7	DDR_DQ17_A	DDR4_DQ17_A	LPDDR4_DQ17_A	DDR3_DQ17	LPDDR3_DQ175	DDR4_A17	LPDDR4_A8_A	DDR3_A26	AC17
DDR_DQ18_A	L4	DDR_DQ18_A	DDR4_DQ18_A	LPDDR4_DQ18_A	DDR3_DQ18	LPDDR3_DQ185	DDR4_A18	LPDDR4_A8_B	DDR3_A27	AC18
DDR_DQ19_A	L4	DDR_DQ19_A	DDR4_DQ19_A	LPDDR4_DQ19_A	DDR3_DQ19	LPDDR3_DQ195	DDR4_A19	LPDDR4_A9_A	DDR3_A28	AC19
DDR_DQ20_A	L4	DDR_DQ20_A	DDR4_DQ20_A	LPDDR4_DQ20_A	DDR3_DQ20	LPDDR3_DQ205	DDR4_A20	LPDDR4_A9_B	DDR3_A29	AC20
DDR_DQ21_A	L4	DDR_DQ21_A	DDR4_DQ21_A	LPDDR4_DQ21_A	DDR3_DQ21	LPDDR3_DQ215	DDR4_A21	LPDDR4_A10_A	DDR3_A30	AC21
DDR_DQ22_A	L4	DDR_DQ22_A	DDR4_DQ22_A	LPDDR4_DQ22_A	DDR3_DQ22	LPDDR3_DQ225	DDR4_A22	LPDDR4_A10_B	DDR3_A31	AC22
DDR_DQ23_A	L4	DDR_DQ23_A	DDR4_DQ23_A	LPDDR4_DQ23_A	DDR3_DQ23	LPDDR3_DQ235	DDR4_A23	LPDDR4_A11_A	DDR3_A32	AC23
DDR_DQ24_A	L4	DDR_DQ24_A	DDR4_DQ24_A	LPDDR4_DQ24_A	DDR3_DQ24	LPDDR3_DQ245	DDR4_A24	LPDDR4_A11_B	DDR3_A33	AC24
DDR_DQ25_A	L4	DDR_DQ25_A	DDR4_DQ25_A	LPDDR4_DQ25_A	DDR3_DQ25	LPDDR3_DQ255	DDR4_A25	LPDDR4_A12_A	DDR3_A34	AC25
DDR_DQ26_A	L4	DDR_DQ26_A	DDR4_DQ26_A	LPDDR4_DQ26_A	DDR3_DQ26	LPDDR3_DQ265	DDR4_A26	LPDDR4_A12_B	DDR3_A35	AC26
DDR_DQ27_A	L4	DDR_DQ27_A	DDR4_DQ27_A	LPDDR4_DQ27_A	DDR3_DQ27	LPDDR3_DQ275	DDR4_A27	LPDDR4_A13_A	DDR3_A36	AC27
DDR_DQ28_A	L4	DDR_DQ28_A	DDR4_DQ28_A	LPDDR4_DQ28_A	DDR3_DQ28	LPDDR3_DQ285	DDR4_A28	LPDDR4_A13_B	DDR3_A37	AC28
DDR_DQ29_A	L4	DDR_DQ29_A	DDR4_DQ29_A	LPDDR4_DQ29_A	DDR3_DQ29	LPDDR3_DQ295	DDR4_A29	LPDDR4_A14_A	DDR3_A38	AC29
DDR_DQ30_A	L4	DDR_DQ30_A	DDR4_DQ30_A	LPDDR4_DQ30_A	DDR3_DQ30	LPDDR3_DQ305	DDR4_A30	LPDDR4_A14_B	DDR3_A39	AC30
DDR_DQ31_A	L4	DDR_DQ31_A	DDR4_DQ31_A	LPDDR4_DQ31_A	DDR3_DQ31	LPDDR3_DQ315	DDR4_A31	LPDDR4_A15_A	DDR3_A40	AC31
DDR_DQ32_A	L4	DDR_DQ32_A	DDR4_DQ32_A	LPDDR4_DQ32_A	DDR3_DQ32	LPDDR3_DQ325	DDR4_A32	LPDDR4_A15_B	DDR3_A41	AC32
DDR_DQ33_A	L4	DDR_DQ33_A	DDR4_DQ33_A	LPDDR4_DQ33_A	DDR3_DQ33	LPDDR3_DQ335	DDR4_A33	LPDDR4_A16_A	DDR3_A42	AC33
DDR_DQ34_A	L4	DDR_DQ34_A	DDR4_DQ34_A	LPDDR4_DQ34_A	DDR3_DQ34	LPDDR3_DQ345	DDR4_A34	LPDDR4_A16_B	DDR3_A43	AC34
DDR_DQ35_A	L4	DDR_DQ35_A	DDR4_DQ35_A	LPDDR4_DQ35_A	DDR3_DQ35	LPDDR3_DQ355	DDR4_A35	LPDDR4_A17_A	DDR3_A44	AC35
DDR_DQ36_A	L4	DDR_DQ36_A	DDR4_DQ36_A	LPDDR4_DQ36_A	DDR3_DQ36	LPDDR3_DQ365	DDR4_A36	LPDDR4_A17_B	DDR3_A45	AC36
DDR_DQ37_A	L4	DDR_DQ37_A	DDR4_DQ37_A	LPDDR4_DQ37_A	DDR3_DQ37	LPDDR3_DQ375	DDR4_A37	LPDDR4_A18_A	DDR3_A46	AC37
DDR_DQ38_A	L4	DDR_DQ38_A	DDR4_DQ38_A	LPDDR4_DQ38_A	DDR3_DQ38	LPDDR3_DQ385	DDR4_A38	LPDDR4_A18_B	DDR3_A47	AC38
DDR_DQ39_A	L4	DDR_DQ39_A	DDR4_DQ39_A	LPDDR4_DQ39_A	DDR3_DQ39	LPDDR3_DQ395	DDR4_A39	LPDDR4_A19_A	DDR3_A48	AC39
DDR_DQ40_A	L4	DDR_DQ40_A	DDR4_DQ40_A	LPDDR4_DQ40_A	DDR3_DQ40	LPDDR3_DQ405	DDR4_A40	LPDDR4_A19_B	DDR3_A49	AC40
DDR_DQ41_A	L4	DDR_DQ41_A	DDR4_DQ41_A	LPDDR4_DQ41_A	DDR3_DQ41	LPDDR3_DQ415	DDR4_A41	LPDDR4_A20_A	DDR3_A50	AC41
DDR_DQ42_A	L4	DDR_DQ42_A	DDR4_DQ42_A	LPDDR4_DQ42_A	DDR3_DQ42	LPDDR3_DQ425	DDR4_A42	LPDDR4_A20_B	DDR3_A51	AC42
DDR_DQ43_A	L4	DDR_DQ43_A	DDR4_DQ43_A	LPDDR4_DQ43_A	DDR3_DQ43	LPDDR3_DQ435	DDR4_A43	LPDDR4_A21_A	DDR3_A52	AC43
DDR_DQ44_A	L4	DDR_DQ44_A	DDR4_DQ44_A	LPDDR4_DQ44_A	DDR3_DQ44	LPDDR3_DQ445	DDR4_A44	LPDDR4_A21_B	DDR3_A53	AC44
DDR_DQ45_A	L4	DDR_DQ45_A	DDR4_DQ45_A	LPDDR4_DQ45_A	DDR3_DQ45	LPDDR3_DQ455	DDR4_A45	LPDDR4_A22_A	DDR3_A54	AC45
DDR_DQ46_A	L4	DDR_DQ46_A	DDR4_DQ46_A	LPDDR4_DQ46_A	DDR3_DQ46	LPDDR3_DQ465	DDR4_A46	LPDDR4_A22_B	DDR3_A55	AC46
DDR_DQ47_A	L4	DDR_DQ47_A	DDR4_DQ47_A	LPDDR4_DQ47_A	DDR3_DQ47	LPDDR3_DQ475	DDR4_A47	LPDDR4_A23_A	DDR3_A56	AC47
DDR_DQ48_A	L4	DDR_DQ48_A	DDR4_DQ48_A	LPDDR4_DQ48_A	DDR3_DQ48	LPDDR3_DQ485	DDR4_A48	LPDDR4_A23_B	DDR3_A57	AC48
DDR_DQ49_A	L4	DDR_DQ49_A	DDR4_DQ49_A	LPDDR4_DQ49_A	DDR3_DQ49	LPDDR3_DQ495	DDR4_A49	LPDDR4_A24_A	DDR3_A58	AC49
DDR_DQ50_A	L4	DDR_DQ50_A	DDR4_DQ50_A	LPDDR4_DQ50_A	DDR3_DQ50	LPDDR3_DQ505	DDR4_A50	LPDDR4_A24_B	DDR3_A59	AC50
DDR_DQ51_A	L4	DDR_DQ51_A	DDR4_DQ51_A	LPDDR4_DQ51_A	DDR3_DQ51	LPDDR3_DQ515	DDR4_A51	LPDDR4_A25_A	DDR3_A60	AC51
DDR_DQ52_A	L4	DDR_DQ52_A	DDR4_DQ52_A	LPDDR4_DQ52_A	DDR3_DQ52	LPDDR3_DQ525	DDR4_A52	LPDDR4_A25_B	DDR3_A61	AC52
DDR_DQ53_A	L4	DDR_DQ53_A	DDR4_DQ53_A	LPDDR4_DQ53_A	DDR3_DQ53	LPDDR3_DQ535	DDR4_A53	LPDDR4_A26_A	DDR3_A62	AC53
DDR_DQ54_A	L4	DDR_DQ54_A	DDR4_DQ54_A	LPDDR4_DQ54_A	DDR3_DQ54	LPDDR3_DQ545	DDR4_A54	LPDDR4_A26_B	DDR3_A63	AC54
DDR_DQ55_A	L4	DDR_DQ55_A	DDR4_DQ55_A	LPDDR4_DQ55_A	DDR3_DQ55	LPDDR3_DQ555	DDR4_A55	LPDDR4_A27_A	DDR3_A64	AC55
DDR_DQ56_A	L4	DDR_DQ56_A	DDR4_DQ56_A	LPDDR4_DQ56_A	DDR3_DQ56	LPDDR3_DQ565	DDR4_A56	LPDDR4_A27_B	DDR3_A65	AC56
DDR_DQ57_A	L4	DDR_DQ57_A	DDR4_DQ57_A	LPDDR4_DQ57_A	DDR3_DQ57	LPDDR3_DQ575	DDR4_A57	LPDDR4_A28_A	DDR3_A66	AC57
DDR_DQ58_A	L4	DDR_DQ58_A	DDR4_DQ58_A	LPDDR4_DQ58_A	DDR3_DQ58	LPDDR3_DQ585	DDR4_A58	LPDDR4_A28_B	DDR3_A67	AC58
DDR_DQ59_A	L4	DDR_DQ59_A	DDR4_DQ59_A	LPDDR4_DQ59_A	DDR3_DQ59	LPDDR3_DQ595	DDR4_A59	LPDDR4_A29_A	DDR3_A68	AC59
DDR_DQ60_A	L4	DDR_DQ60_A	DDR4_DQ60_A	LPDDR4_DQ60_A	DDR3_DQ60	LPDDR3_DQ605	DDR4_A60	LPDDR4_A29_B	DDR3_A69	AC60
DDR_DQ61_A	L4	DDR_DQ61_A	DDR4_DQ61_A	LPDDR4_DQ61_A	DDR3_DQ61	LPDDR3_DQ615	DDR4_A61	LPDDR4_A30_A	DDR3_A70	AC61
DDR_DQ62_A	L4	DDR_DQ62_A	DDR4_DQ62_A	LPDDR4_DQ62_A	DDR3_DQ62	LPDDR3_DQ625	DDR4_A62	LPDDR4_A30_B	DDR3_A71	AC62
DDR_DQ63_A	L4	DDR_DQ63_A	DDR4_DQ63_A	LPDDR4_DQ63_A	DDR3_DQ63	LPDDR3_DQ635	DDR4_A63	LPDDR4_A31_A	DDR3_A72	AC63
DDR_DQ64_A	L4	DDR_DQ64_A	DDR4_DQ64_A	LPDDR4_DQ64_A	DDR3_DQ64	LPDDR3_DQ645	DDR4_A64	LPDDR4_A31_B	DDR3_A73	AC64
DDR_DQ65_A	L4	DDR_DQ65_A	DDR4_DQ65_A	LPDDR4_DQ65_A	DDR3_DQ65	LPDDR3_DQ655	DDR4_A65	LPDDR4_A32_A	DDR3_A74	AC65
DDR_DQ66_A	L4	DDR_DQ66_A	DDR4_DQ66_A	LPDDR4_DQ66_A	DDR3_DQ66	LPDDR3_DQ665	DDR4_A66	LPDDR4_A32_B	DDR3_A75	AC66
DDR_DQ67_A	L4	DDR_DQ67_A	DDR4_DQ67_A	LPDDR4_DQ67_A	DDR3_DQ67	LPDDR3_DQ675	DDR4_A67	LPDDR4_A33_A	DDR3_A76	AC67
DDR_DQ68_A	L4	DDR_DQ68_A	DDR4_DQ68_A	LPDDR4_DQ68_A	DDR3_DQ68	LPDDR3_DQ685	DDR4_A68	LPDDR4_A33_B	DDR3_A77	AC68
DDR_DQ69_A	L4	DDR_DQ69_A	DDR4_DQ69_A	LPDDR4_DQ69_A	DDR3_DQ69	LPDDR3_DQ695	DDR4_A69	LPDDR4_A34_A	DDR3_A78	AC69
DDR_DQ70_A	L4	DDR_DQ70_A	DDR4_DQ70_A	LPDDR4_DQ70_A	DDR3_DQ70	LPDDR3_DQ705	DDR4_A70	LPDDR4_A34_B	DDR3_A79	AC70
DDR_DQ71_A	L4	DDR_DQ71_A	DDR4_DQ71_A	LPDDR4_DQ71_A	DDR3_DQ71	LPDDR3_DQ715	DDR4_A71	LPDDR4_A35_A	DDR3_A80	AC71
DDR_DQ72_A	L4	DDR_DQ72_A	DDR4_DQ72_A	LPDDR4_DQ72_A	DDR3_DQ72	LPDDR3_DQ725	DDR4_A72	LPDDR4_A35_B	DDR3_A81	AC72
DDR_DQ73_A	L4	DDR_DQ73_A	DDR4_DQ73_A	LPDDR4_DQ73_A	DDR3_DQ73	LPDDR3_DQ735	DDR4_A73	LPDDR4_A36_A	DDR3_A82	AC73
DDR_DQ74_A	L4	DDR_DQ74_A	DDR4_DQ74_A	LPDDR4_DQ74_A	DDR3_DQ74	LPDDR3_DQ745	DDR4_A74	LPDDR4_A36_B	DDR3_A83	AC74
DDR_DQ75_A	L4	DDR_DQ75_A	DDR4_DQ75_A	LPDDR4_DQ75_A	DDR3_DQ75	LPDDR3_DQ755	DDR4_A75	LPDDR4_A37_A	DDR3_A84	AC75
DDR_DQ76_A	L4	DDR_DQ76_A	DDR4_DQ76_A	LPDDR4_DQ76_A	DDR3_DQ76	LPDDR3_DQ765	DDR4_A76	LPDDR4_A37_B	DDR3_A85	AC76
DDR_DQ77_A	L4	DDR_DQ77_A	DDR4_DQ77_A	LPDDR4_DQ77_A	DDR3_DQ77	LPDDR3_DQ775	DDR4_A77	LPDDR4_A38_A	DDR3_A86	AC77
DDR_DQ78_A	L4	DDR_DQ78_A	DDR4_DQ78_A	LPDDR4_DQ78_A	DDR3_DQ78	LPDDR3_DQ785	DDR4_A78	LPDDR4_A38_B	DDR3_A87	AC78
DDR_DQ79_A	L4	DDR_DQ79_A	DDR4_DQ79_A	LPDDR4_DQ79_A	DDR3_DQ79	LPDDR3_DQ795	DDR4_A79	LPDDR4_A39_A	DDR3_A88	AC79
DDR_DQ80_A	L4	DDR_DQ80_A	DDR4_DQ80_A	LPDDR4_DQ80_A	DDR3_DQ80	LPDDR3_DQ805	DDR4_A80	LPDDR4_A39_B	DDR3_A89	AC80
DDR_DQ81_A	L4	DDR_DQ81_A	DDR4_DQ81_A	LPDDR4_DQ81_A	DDR3_DQ81	LPDDR3_DQ815	DDR4_A81	LPDDR4_A40_A	DDR3_A90	AC81
DDR_DQ82_A	L4	DDR_DQ82_A	DDR4_DQ82_A	LPDDR4_DQ82_A	DDR3_DQ82	LPDDR3_DQ825	DDR4_A82	LPDDR4_A40_B	DDR3_A91	AC82
DDR_DQ83_A	L4	DDR_DQ83_A	DDR4_DQ83_A	LPDDR4_DQ83_A	DDR3_DQ83	LPDDR3_DQ835	DDR4_A83	LPDDR4_A41_A	DDR3_A92	AC83
DDR_DQ84_A	L4	DDR_DQ84_A	DDR4_DQ84_A	LPDDR4_DQ84_A	DDR3_DQ84	LPDDR3_DQ845	DDR4_A84	LPDDR4_A41_B	DDR3_A93	AC84
DDR_DQ85_A	L4	DDR_DQ85_A	DDR4_DQ85_A	LPDDR4_DQ85_A	DDR3_DQ85	LPDDR3_DQ855	DDR4_A85	LPDDR4_A42_A	DDR3_A94	AC85
DDR_DQ86_A	L4	DDR_DQ86_A	DDR4_DQ86_A	LPDDR4_DQ86_A	DDR3_DQ86	LPDDR3_DQ865	DDR4_A86	LPDDR4_A42_B	DDR3_A95	AC86
DDR_DQ87_A	L4	DDR_DQ87_A	DDR4_DQ87_A	LPDDR4_DQ87_A	DDR3_DQ87	LPDDR3_DQ875	DDR4_A87	LPDDR4_A43_A	DDR3_A96	AC87
DDR_DQ88_A	L4	DDR_DQ88_A	DDR4_DQ88_A	LPDDR4_DQ88_A	DDR3_DQ88	LPDDR3_DQ885	DDR4_A88	LPDDR4_A43_B	DDR3_A97	AC88
DDR_DQ89_A	L4	DDR_DQ89_A	DDR4_DQ89_A	LPDDR4_DQ89_A	DDR3_DQ89	LPDDR3_DQ895	DDR4_A89	LPDDR4_A44_A	DDR3_A98	AC89
DDR_DQ90_A	L4	DDR_DQ90_A	DDR4_DQ90_A	LPDDR4_DQ90_A						

RK3568_ABCDE (Power&Gnd)



RK3568
BGA636_19R00X19R00X1R20

RK3568
BGA636_19R00X19R00X1R20

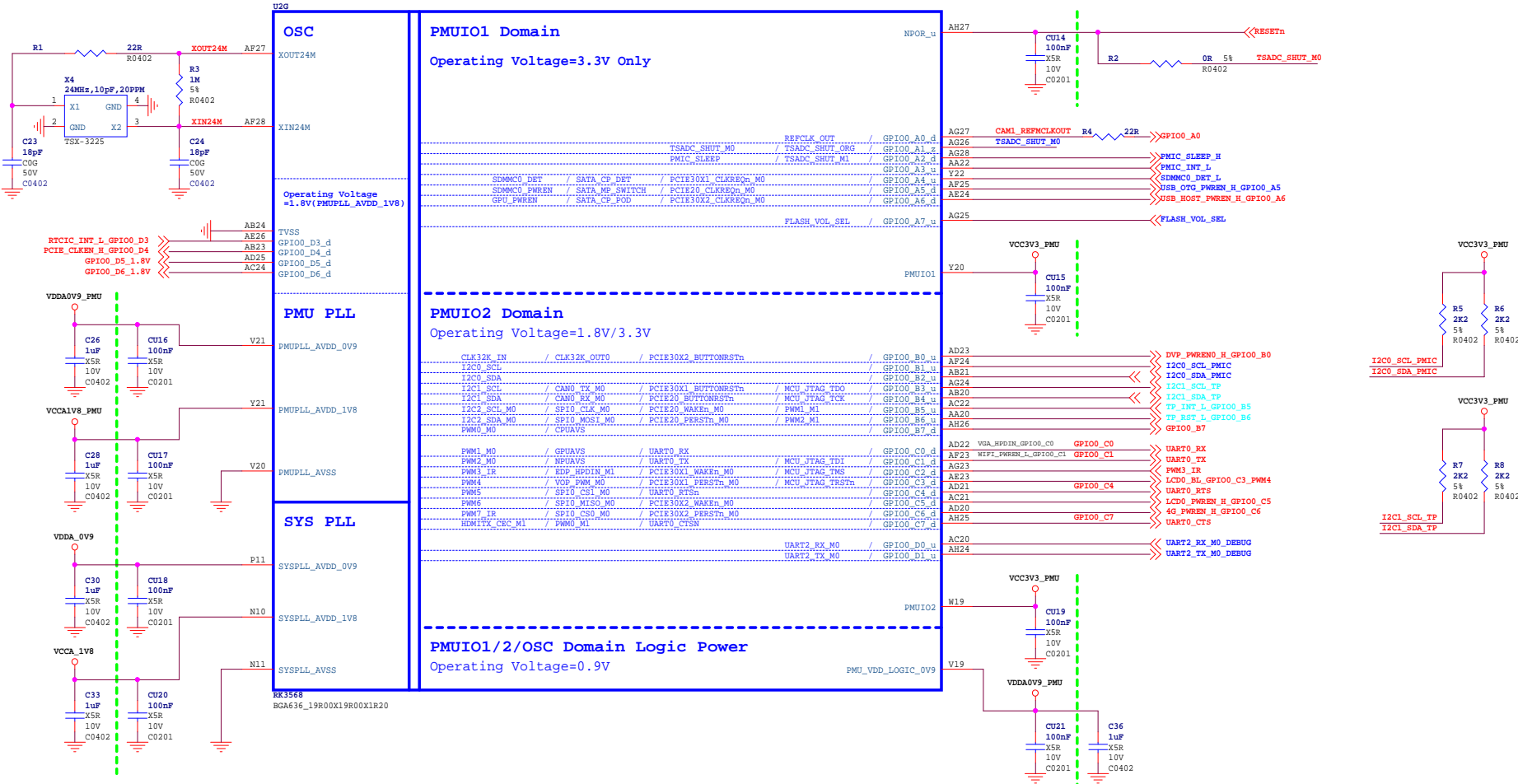
RK3568
BGA636_19R00X19R00X1R20



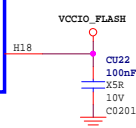

GUANGDONG BIPAI KEJI CPA.LTD

Design Name		
BPI-R2Pro_RK3568		
Size	Page Name	Rev
A4	03.RK3568_Power/GND	V1.1
Date:	Friday, April 08, 2022	Sheet 3 of 33

RK3568_G(OSC/PLL/PMUIO1/2)

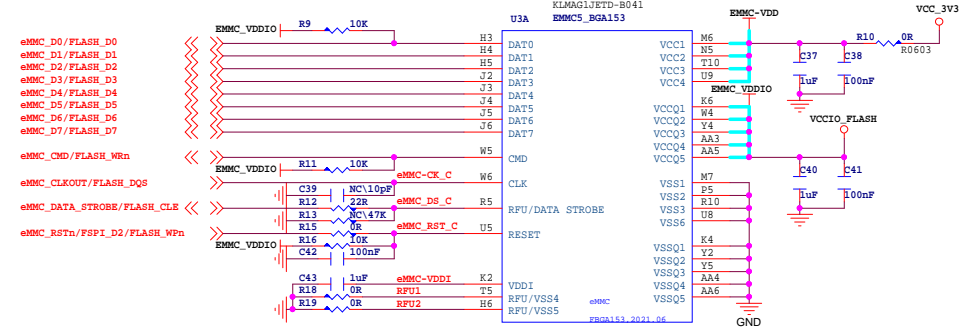


RK3568_I (VCCIO2 Domain)



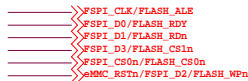
RK3568
BG636_19R00X19R00X1R20

eMMC

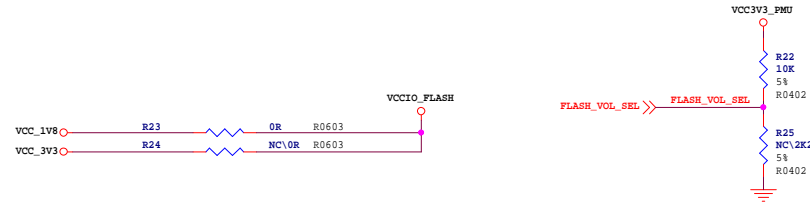
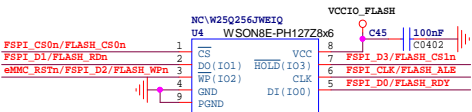


Note:
For eMMC or NAND Flash:
If eMMC_D0/FLASH_D0=0V after power on and reset,
then system will enter into Maskrom mode.

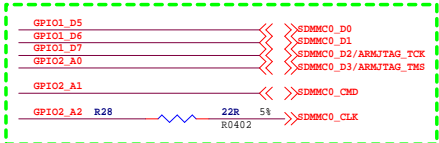
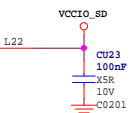

SPI Flash



Note:
For SPI Flash:
If FSPi_CLK=0V after power on and reset,
then system will enter into Maskrom mode.

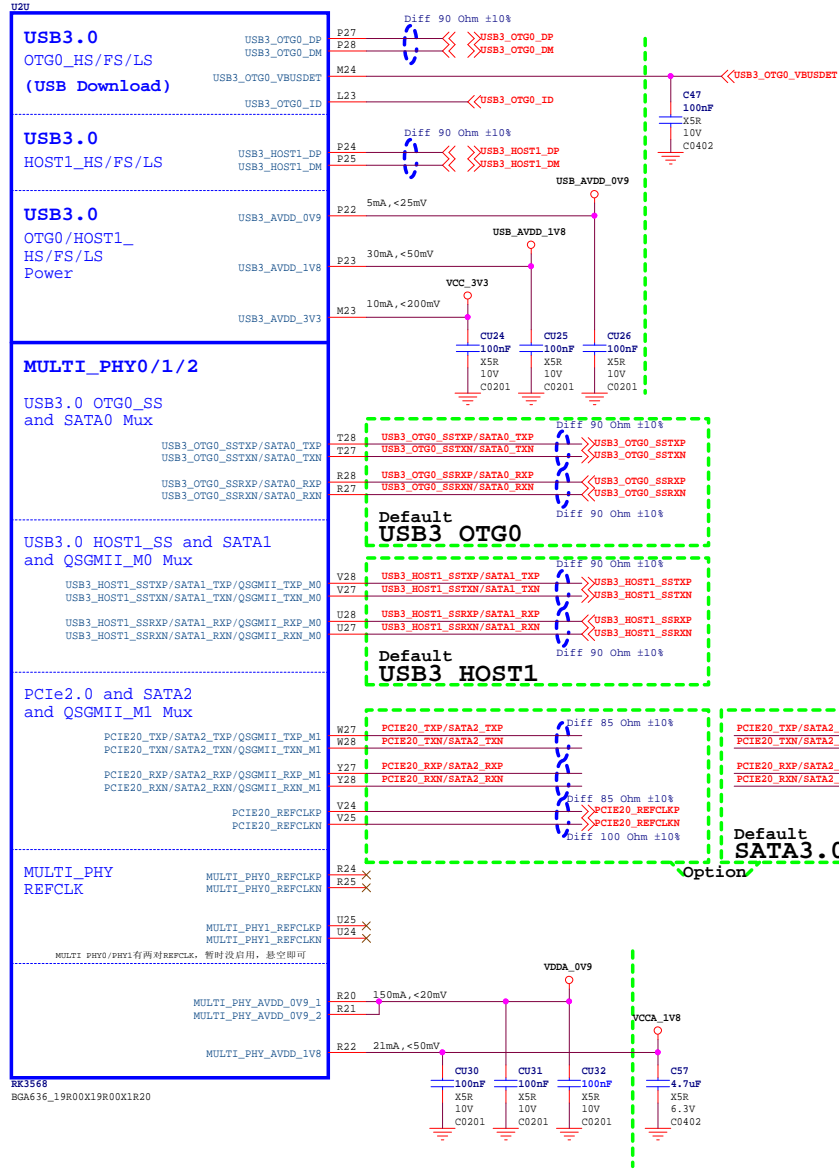


RK3568_J (VCCIO3 Domain)

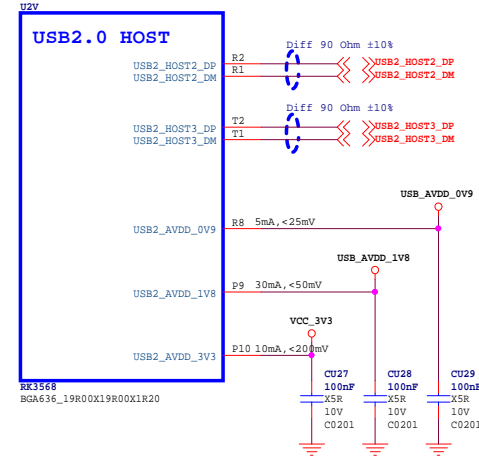


RK3568
BG636_19R00X19R00X1R20

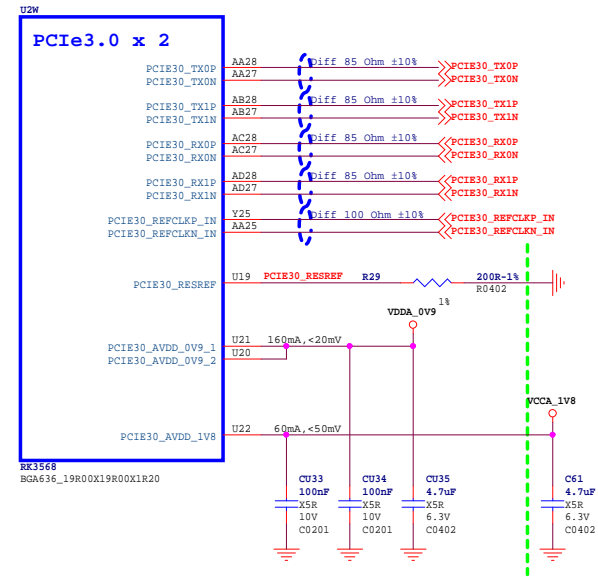
RK3568_U(USB3.0/SATA/QSGMII/PCIe2.0 x1)



RK3568_V(USB2.0 HOST)



RK3568_W(PCIe3.0 x2)

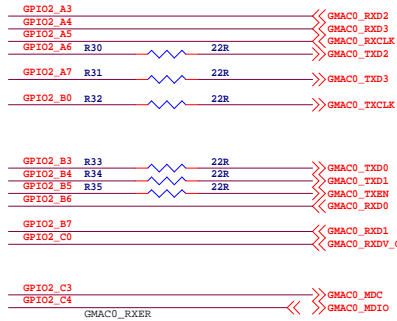


RK3568_K(VCCIO4 Domain)

U2K

VCCIO4 Domain
Operating Voltage=1.8V/3.3V


SDMMC1_D0	/ GMAC0_RXD2	/ UART6_RX_M0	/ GPIO2_A3_U	E27	GPIO2_A3
SDMMC1_D1	/ GMAC0_RXD3	/ UART6_TX_M0	/ GPIO2_A4_U	E28	GPIO2_A4
SDMMC1_D2	/ GMAC0_RXD4	/ UART7_RX_M0	/ GPIO2_A5_U	E29	GPIO2_A5
SDMMC1_D3	/ GMAC0_RXD2	/ UART7_TX_M0	/ GPIO2_A6_U	C27	GPIO2_A6
SDMMC1_CMD	/ GMAC0_TXD3	/ UART9_RX_M0	/ GPIO2_A7_U	C28	GPIO2_A7
SDMMC1_CLK	/ GMAC0_TXCLK	/ UART9_TX_M0	/ GPIO2_B0_D	D27	GPIO2_B0
SDMMC1_PWREN	/ I2C4_SDA_M1	/ UART8_RTSn_M0	/ CAN2_RX_M1	D26	GPIO2_B1
SDMMC1_DEF	/ I2C4_SCL_M1	/ UART8_CTSn_M0	/ CAN2_TX_M1	E25	GPIO2_B2
GMAC0_TXD0	/ UART1_RX_M0	/	/ GPIO2_B3_U	F28	GPIO2_B3
GMAC0_TXD1	/ UART1_TX_M0	/	/ GPIO2_B4_U	G27	GPIO2_B4
GMAC0_TXEN	/ UART1_RTSn_M0	/ SPI1_MISO_M0	/ GPIO2_B5_U	G28	GPIO2_B5
GMAC0_RXD0	/ UART1_CTSn_M0	/ SPI1_MISO_M0	/ GPIO2_B6_U	F27	GPIO2_B6
I2S2_SCLK_RX_M0	/ GMAC0_RXD1	/ UART6_RTSn_M0	/ SPI1_MOSI_M0	H25	GPIO2_B7
I2S2_LRCK_RX_M0	/ GMAC0_RXD0_CRS	/ UART6_CTSn_M0	/ SPI1_CS0_M0	F24	GPIO2_C0
I2S2_MCLK_M0	/ ETH0_SERVCLK0_25M	/ UART7_RTSn_M0	/ SPI2_CLK_M0	G23	GPIO2_C1
I2S2_SCLK_TX_M0	/ GMAC0_MCLKINOUT	/ UART7_CTSn_M0	/ SPI2_MISO_M0	F25	GPIO2_C2
I2S2_LRCK_TX_M0	/ GMAC0_MDC	/ UART9_RTSn_M0	/ SPI2_MOSI_M0	H24	GPIO2_C3
I2S2_SDO_M0	/ GMAC0_MDIO	/ UART9_CTSn_M0	/ SPI2_CS0_M0	H23	GPIO2_C4
I2S2_SDI_M0	/ GMAC0_AVDD	/ UART9_TX_M0	/ SPI2_CS1_M0	F26	GPIO2_C5
CLK32K_OUT1	/ GMAC0_AVDD	/ UART8_RX_M0	/ SPI1_CS1_M0	E26	GPIO2_C6



BT_UART, 3.3V



VCCIO4: Default 3.3V




RK3568
BGA636_19R00X19R00X1R20

RK3568_N(VCCIO7 Domain)

U2N

VCCIO7 Domain
Operating Voltage=1.8V/3.3V

PWM14_M1	/ SPI3_CLK_M1	/ CAN1_RX_M1	/ PCIE30X2_CLKREQ0_M2	/ I2S3_MCLK_M1	/ GPIO4_C2_D	AF8	GPIO4_C2/PWM14/CAN1_RX/I2S3_MCLK	>>>	SPI3_CLK_M1
PWM15_IR_M1	/ SPI3_MOSI_M1	/ CAN1_TX_M1	/ PCIE30X2_WAKEN_M2	/ I2S3_SCLK_M1	/ GPIO4_C3_D	AA11	GPIO4_C3/PWM15/CAN1_TX/I2S3_SCK	>>>	SPI3_MOSI_M1
SDU_HPDIN_M0	/ SPDIF_RX_M2	/ SATA0_ACTL0_LED	/ PCIE30X2_RESETN_M2	/ I2S3_LRCK_M1	/ GPIO4_C4_D	AH7	GPIO4_C4/SPDIF_RX/I2S3_LRCK	>>>	SPI4_C4
PWM12_M1	/ SPI3_MISO_M1	/ SATA0_ACT1_LED	/ UART9_TX_M1	/ I2S3_SDO_M1	/ GPIO4_C5_D	AD8	GPIO4_C5/PWM12/UART9_TX/I2S3_SDO	>>>	SPI4_C5
PWM13_M1	/ SPI3_CS0_M1	/ SATA0_ACT2_LED	/ UART9_RX_M1	/ I2S3_SDI_M1	/ GPIO4_C6_D	AE8	GPIO4_C6/PWM13/UART9_RX/I2S3_SDI	>>>	SPI3_CS0_M1
HDMI0_TX_SCL	/ I2C5_SCL_M1	/	/	/	/ GPIO4_C7_U	AG8		>>>	HDMI0_TX_SCL
HDMI0_TX_SDA	/ I2C5_SDA_M1	/	/	/	/ GPIO4_D0_U	AG7		>>>	HDMI0_TX_SDA
HDMI0_TX_CBC_M0	/ SPI3_CS1_M1	/	/	/	/ GPIO4_D1_U	AH6		>>>	HDMI0_TX_CBC_M0
					/ GPIO4_D2_D	AB9	HDMI0X_RST_1_GPIO4_D2	>>>	GPIO4_D2



RK3568
BGA636_19R00X19R00X1R20

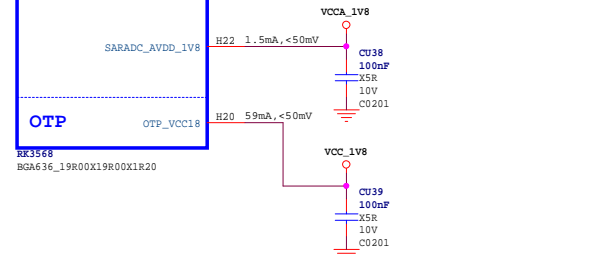
Note:

RK3568_O(SARADC/OTP)

U2O

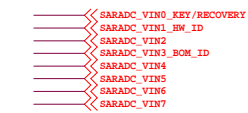
SARADC

Recovery/ SARADC_VIN0	B27	SARADC_VIN0_KEY/RECOVERY	C63	1nF	X5R	50V	CU402
SARADC_VIN1	C26	SARADC_VIN1_HW_ID	C64	1nF	X5R	50V	C0402
SARADC_VIN2	D24	SARADC_VIN2	C65	1nF	X5R	50V	C0402
SARADC_VIN3	E23	SARADC_VIN3_BOM_ID	C66	1nF	X5R	50V	C0402
SARADC_VIN4	G21	SARADC_VIN4	C67	1nF	X5R	50V	C0402
SARADC_VIN5	F22	SARADC_VIN5	C68	1nF	X5R	50V	C0402
SARADC_VIN6	G20	SARADC_VIN6	C69	1nF	X5R	50V	C0402
SARADC_VIN7	F21	SARADC_VIN7	C70	1nF	X5R	50V	C0402



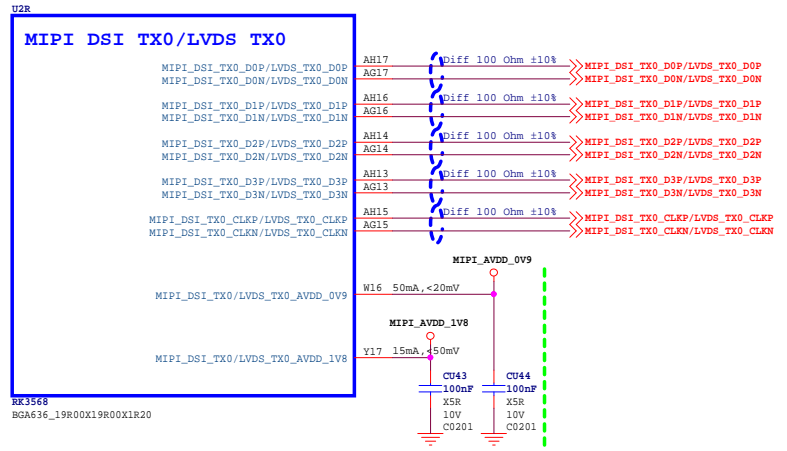
RK3568
BGA636_19R00X19R00X1R20

Note:
Caps of between dashed green lines and U1000 should be placed under the U1000 package

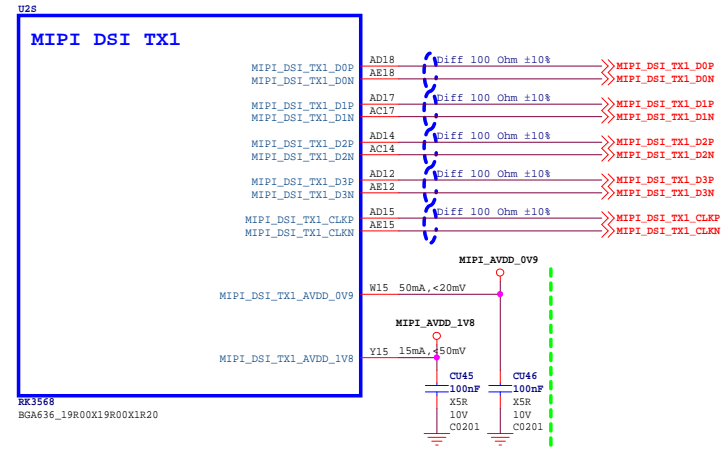


GUANGDONG BIPAI KEJI CPA.LTD			
Design Name		BPI-R2Pro_RK3568	
Size	Page Name	07.RK3568_SARADC/IO4_7	
A3		Rev	V1.1
Date:	Friday, April 08, 2022	Sheet	7 of 33

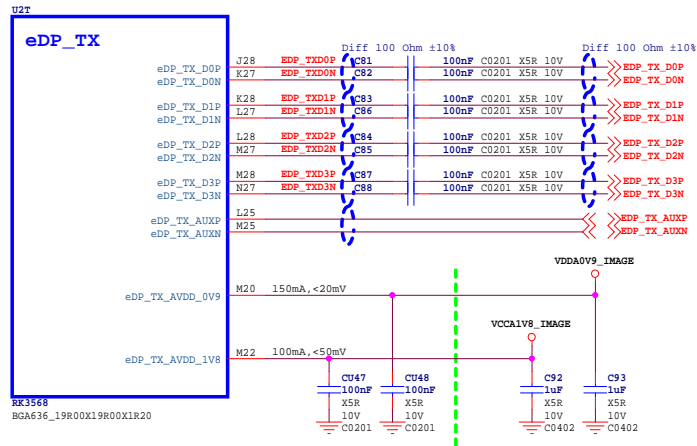
RK3568_R(MIPI_DSI_TX0/LVDS_TX0)



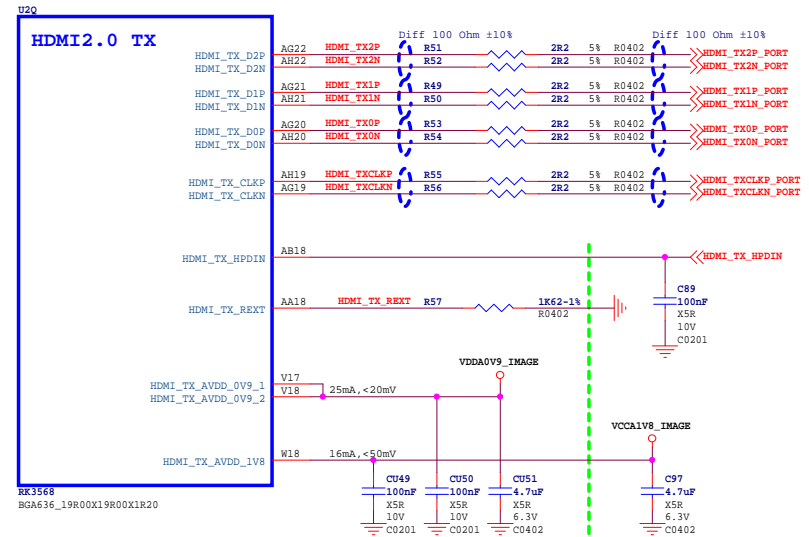
RK3568_S(MIPI_DSI_TX1)



RK3568_T(eDP TX)



RK3568_Q(HDMI2.0 TX)



RK3568_L(VCCIO5 Domain)

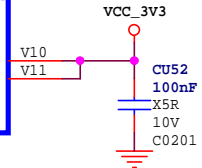
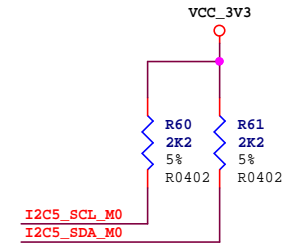
U2L

VCCIO5 Domain


Operating Voltage=1.8V/3.3V

LCDC_D0	/ VOP_BT656_D0_M0	/ SPI0_MISO_M1	/ PCIE20_CLKREQn_M1	/ I2S1_MCLK_M2	/ GPIO2_D0_d
LCDC_D1	/ VOP_BT656_D1_M0	/ SPI0_MOSI_M1	/ PCIE20_WAKEn_M1	/ I2S1_SCLK_TX_M2	/ GPIO2_D1_d
LCDC_D2	/ VOP_BT656_D2_M0	/ SPI0_CS0_M1	/ PCIE30X1_CLKREQn_M1	/ I2S1_LRCK_TX_M2	/ GPIO2_D2_d
LCDC_D3	/ VOP_BT656_D3_M0	/ SPI0_CLK_M1	/ PCIE30X1_WAKEn_M1	/ I2S1_SDI0_M2	/ GPIO2_D3_d
LCDC_D4	/ VOP_BT656_D4_M0	/ SPI2_CSI_M1	/ PCIE30X2_CLKREQn_M1	/ I2S1_SDI1_M2	/ GPIO2_D4_d
LCDC_D5	/ VOP_BT656_D5_M0	/ SPI2_CS0_M1	/ PCIE30X2_WAKEn_M1	/ I2S1_SDI2_M2	/ GPIO2_D5_d
LCDC_D6	/ VOP_BT656_D6_M0	/ SPI2_MOSI_M1	/ PCIE30X2_PERSTn_M1	/ I2S1_SDI3_M2	/ GPIO2_D6_d
LCDC_D7	/ VOP_BT656_D7_M0	/ SPI2_MISO_M1	/ UART8_TX_M1	/ I2S1_SDO0_M2	/ GPIO2_D7_d
LCDC_CLK	/ VOP_BT656_CLK_M0	/ SPI2_CLK_M1	/ UART8_RX_M1	/ I2S1_SDO1_M2	/ GPIO3_A0_d
LCDC_D8	/ VOP_BT1120_D0	/ SPI1_CS0_M1	/ PCIE30X1_PERSTn_M1	/ SDMMC2_D0_M1	/ GPIO3_A1_d
LCDC_D9	/ VOP_BT1120_D1	/ GMAC1_TXD2_M0	/ I2S3_MCLK_M0	/ SDMMC2_D1_M1	/ GPIO3_A2_d
LCDC_D10	/ VOP_BT1120_D2	/ GMAC1_TXD3_M0	/ I2S3_SCLK_M0	/ SDMMC2_D2_M1	/ GPIO3_A3_d
LCDC_D11	/ VOP_BT1120_D3	/ GMAC1_RXD2_M0	/ I2S3_LRCK_M0	/ SDMMC2_D3_M1	/ GPIO3_A4_d
LCDC_D12	/ VOP_BT1120_D4	/ GMAC1_RXD3_M0	/ I2S3_SDO_M0	/ SDMMC2_CMD_M1	/ GPIO3_A5_d
LCDC_D13	/ VOP_BT1120_CLK	/ GMAC1_TXCLK_M0	/ I2S3_SDI_M0	/ SDMMC2_CLK_M1	/ GPIO3_A6_d
LCDC_D14	/ VOP_BT1120_D5	/ GMAC1_RXCLK_M0	/ I2S3_SDO_M0	/ SDMMC2_DET_M1	/ GPIO3_A7_d
LCDC_D15	/ VOP_BT1120_D6	/ ETH1_REFCLKO_25M_M0	/ I2S3_SDO_M0	/ SDMMC2_PWREN_M1	/ GPIO3_B0_d
LCDC_D16	/ VOP_BT1120_D7	/ GMAC1_RXD0_M0	/ UART4_RX_M1	/ PWM8_M0	/ GPIO3_B1_d
LCDC_D17	/ VOP_BT1120_D8	/ GMAC1_RXD1_M0	/ UART4_TX_M1	/ PWM9_M0	/ GPIO3_B2_d
LCDC_D18	/ VOP_BT1120_D9	/ GMAC1_RXDV_CRS_M0	/ I2C5_SCL_M0	/ PDM_SDI0_M2	/ GPIO3_B3_d
LCDC_D19	/ VOP_BT1120_D10	/ GMAC1_RXER_M0	/ I2C5_SDA_M0	/ PDM_SDI1_M2	/ GPIO3_B4_d
LCDC_D20	/ VOP_BT1120_D11	/ GMAC1_TXD0_M0	/ I2C3_SCL_M1	/ PWM10_M0	/ GPIO3_B5_d
LCDC_D21	/ VOP_BT1120_D12	/ GMAC1_TXD1_M0	/ I2C3_SDA_M1	/ PWM11_IR_M0	/ GPIO3_B6_d
LCDC_D22	/ PWM12_M0	/ GMAC1_TXEN_M0	/ UART3_TX_M1	/ PDM_SDI2_M2	/ GPIO3_B7_d
LCDC_D23	/ PWM13_M0	/ GMAC1_MCLKINGOUT_M0	/ UART3_RX_M1	/ PDM_SDI3_M2	/ GPIO3_C0_d
LCDC_HSYNC	/ VOP_BT1120_D13	/ SPI1_MOSI_M1	/ PCIE20_PERSTn_M1	/ I2S1_SDO2_M2	/ GPIO3_C1_d
LCDC_VSYNC	/ VOP_BT1120_D14	/ SPI1_MISO_M1	/ UART5_TX_M1	/ I2S1_SDO3_M2	/ GPIO3_C2_d
LCDC_DEN	/ VOP_BT1120_D15	/ SPI1_CLK_M1	/ UART5_RX_M1	/ I2S1_SCLK_RX_M2	/ GPIO3_C3_d
PWM14_M0	/ VOP_PWM_M1	/ GMAC1_MDC_M0	/ UART7_TX_M1	/ PDM_CLK1_M2	/ GPIO3_C4_d
PWM15_IR_M0	/ SPDIF_TX_M1	/ GMAC1_MDIO_M0	/ UART7_RX_M1	/ I2S1_LRCK_RX_M2	/ GPIO3_C5_d

AG6					LCDC0_RST_GPIO2_D0
AD7					LCDC1_RST_GPIO2_D1
AC8					PCIE30X1_CLKREQn_M1
AC7					PCIE30X1_WAKEn_M1
AF5					PCIE30X2_CLKREQn_M1
AF6					PCIE30X2_WAKEn_M1
AD6					PCIE30X2_PERSTn_M1
AH5	PCIE30X2_PRESNT_L_GPIO2_D7	UART8_TX_M1			GPIO2_D7
AH4	PCIE30X1_PRESNT_L_GPIO3_A0	UART8_RX_M1			BT_WAKE_HOST_H
AB8					PCIE30X1_PERSTn_M1
AE5	I2S3_MCLK_M0				GPIO3_A2
AG4	I2S3_SCLK_M0_SOC				I2S3_SCLK_M0_BT
AF4	I2S3_LRCK_M0_SOC				I2S3_LRCK_M0_BT
AH3	I2S3_SDO_M0				I2S3_SDO_M0_BT
AG3					I2S3_SDI_M0_BT
AH2					GMAC1_INT_GPIO3_A7
AG2					GMAC1_RSTn_GPIO3_B0
AG1					GPIO3_B1/PWM8
AF2					GPIO3_B2/PWM9
AF1					GPIO3_B3
AE1					GPIO3_B4
AE2	RS485_DIR_GPIO3_B5				PWM10_M0
AE3	PCIE20_PRESNT_L_GPIO3_B6				PWM11_IR_M0
AD4					GPIO3_B7
AD2					GPIO3_C0
AD1					GPIO3_C1
AA7					GPIO3_C2
AC4	SPK_CTL_H_GPIO3_C3				GPIO3_C3
AC3		UART7_TX_M1/PWM14_M0			GPIO3_C4
AC2		UART7_RX_M1/SPDIF_TX1_M1			GPIO3_C5

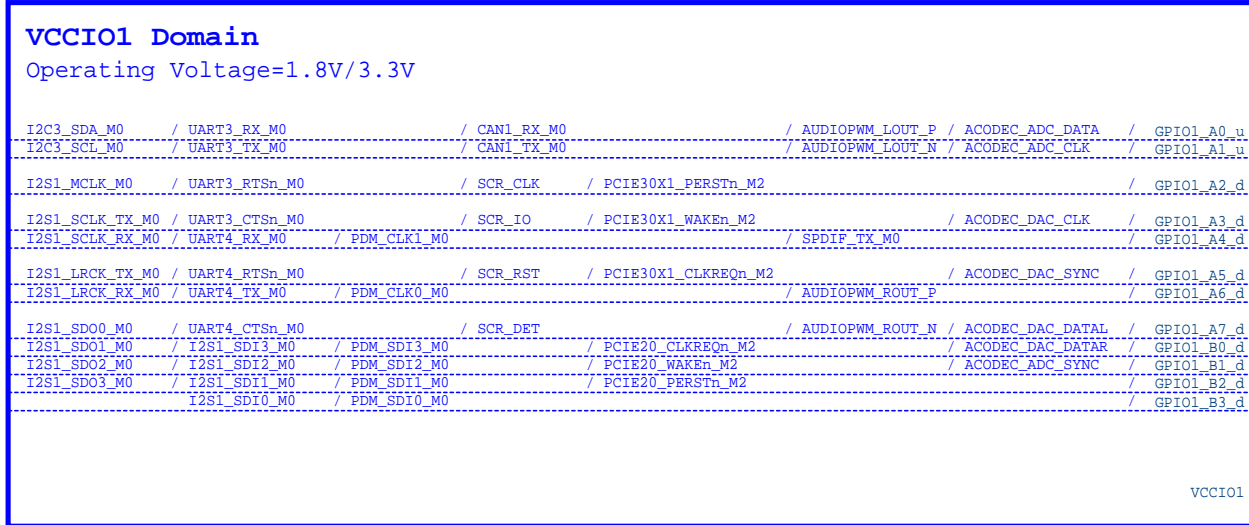


RK3568
BGA636_19R00X19R00X1R20

 http://www.banana-pi.org	GUANGDONG BIPAI KEJI CPA.LTD		
	Design Name BPI-R2Pro_RK3568		
Size A4	Page Name 10.RK3568_IO5	Rev V1.1	
Date: Friday, April 08, 2022		Sheet 10 of 33	

RK3568_H(VCCIO1 Domain)

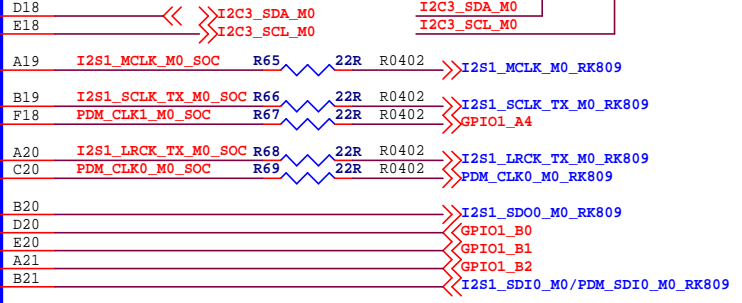
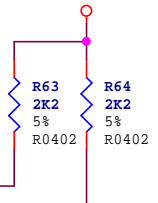
U2H



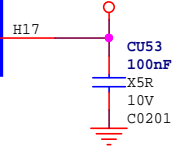
RK3568
BGA636_19R00X19R00X1R20

VCC3V3_SYS

VCCIO_ACODEC



VCCIO_ACODEC

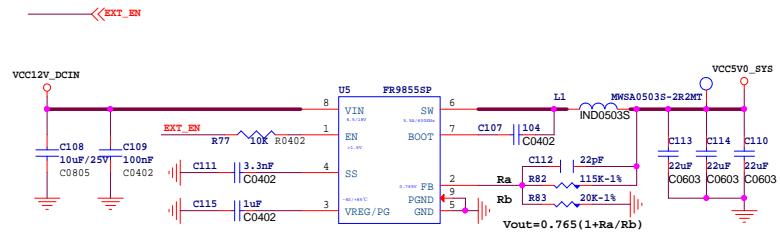


GUANGDONG BIPAI KEJI CPA.LTD			
Design Name		BPI-R2Pro_RK3568	
Size A4	Page Name 11.RK3568_Audio(IO1)	Rev V1.1	
Date:	Friday, April 08, 2022	Sheet	11 of 33

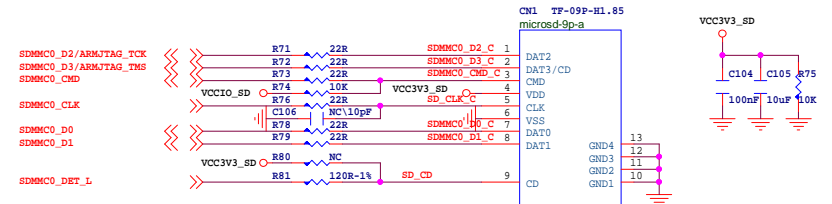
12V/3A DCIN



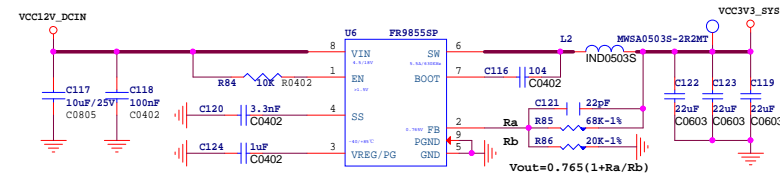
VCC5V0_SYS



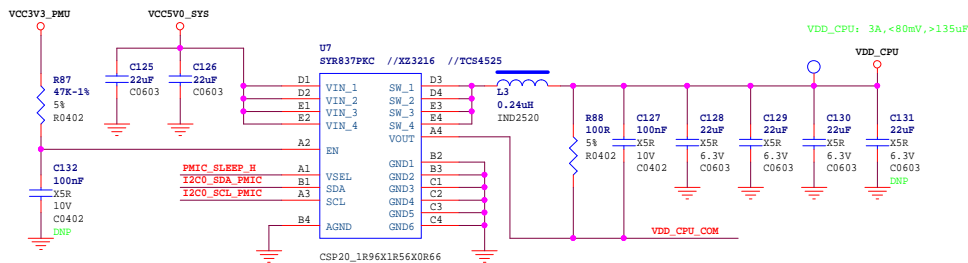
SD Card




VCC3V3_SYS



VDD_CPU

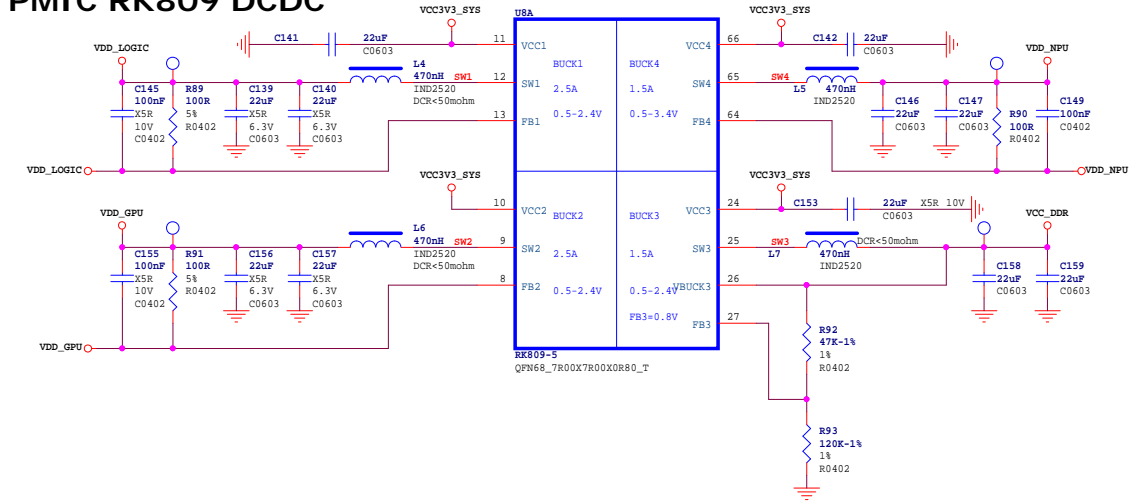


I2C0_SCL_FMIC
 I2C0_SDA_FMIC
 FMIC_SLEEP_H
 VDD_CPU_COM

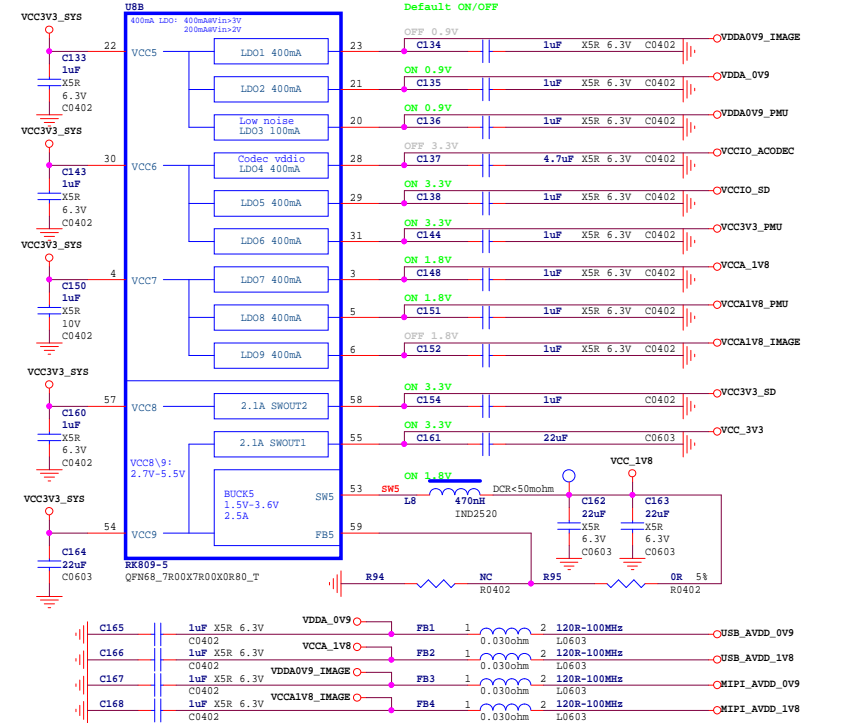
				GUANGDONG BIPAI KEJI CPA.LTD	
				Design Name BPI-R2Pro_RK3568	
Size A3	Page Name 12.Power_DC IN/SDMMC0			Rev V1.1	
Date: Friday, April 08, 2022		Sheet 12		of 33	

I2C0_SCL_PMIC
 I2C0_SDA_PMIC
 PMIC_INT_L
 PMIC_SLEEP_H
 RK809_32KOUT_WIFI
 RESETn
 RK809_PWRON
 I2S1_MCLK_M0_RK809
 I2S1_SCLK_TX_M0_RK809
 I2S1_LRCLK_TX_M0_RK809
 I2S1_SDO0_M0_RK809
 I2S1_SDIO_M0/PDM_SDIO_M0_RK809
 PDM_CLK0_M0_RK809
 HPL_OUT
 HP_SNS
 HPR_OUT
 SPKN_OUT
 SPKP_OUT
 MIC1_INP
 MIC1_INN

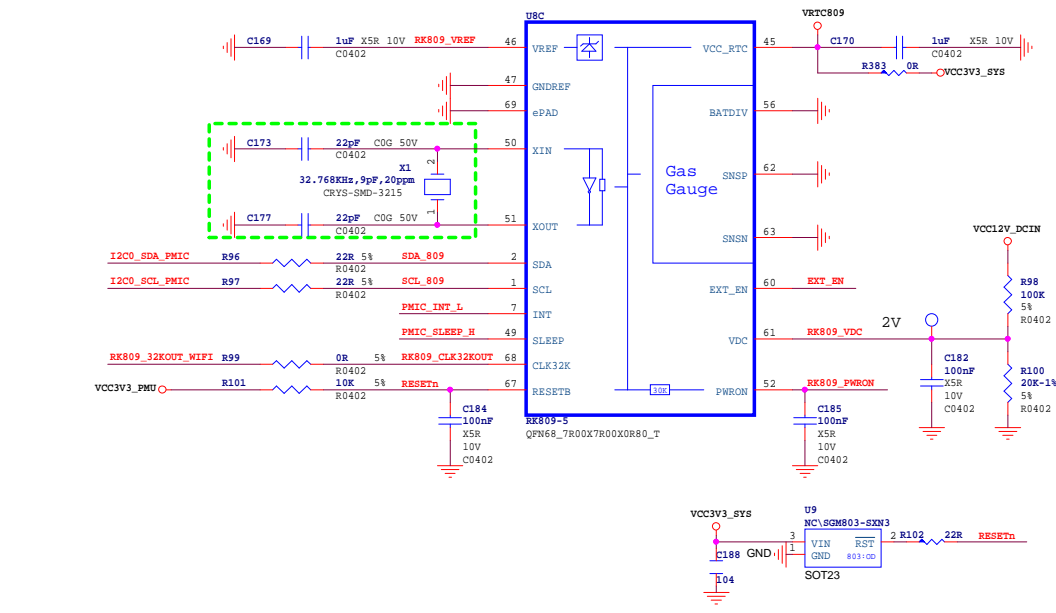
PMIC RK809 DCDC



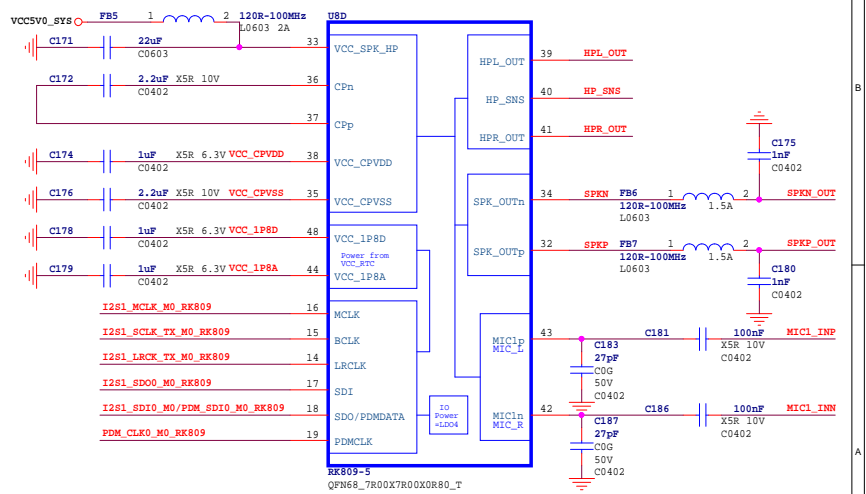
PMIC RK809 LDO



PMIC RK809 Management

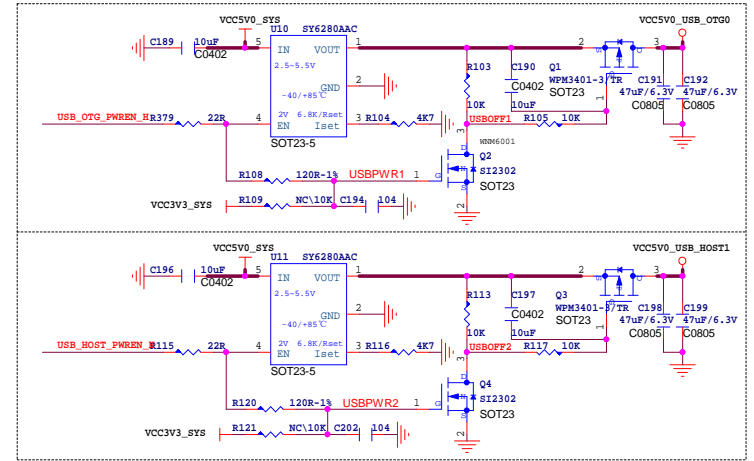
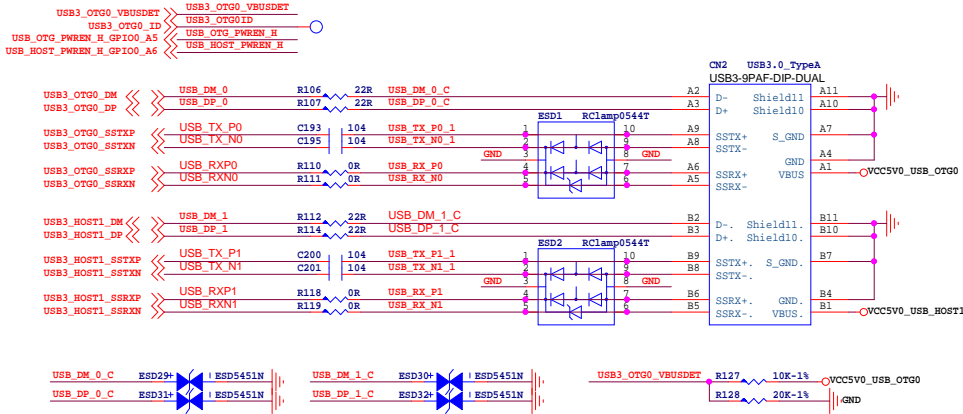


PMIC RK809 CODEC

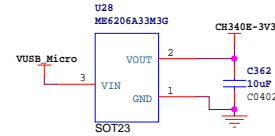
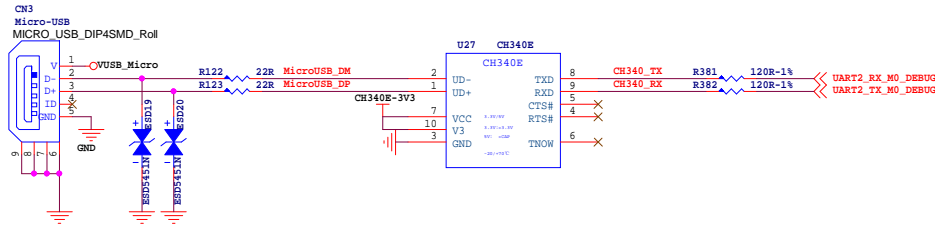


	GUANGDONG BIPAI KEJI CPA.LTD		
	Design Name BPI-R2Pro_RK3568		
Size A3	Page Name 13.Power_PMIC	Rev V1.1	
Date: Friday, April 08, 2022	Sheet 13	of 33	

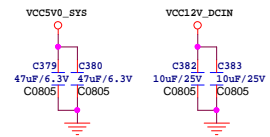

USB3.0



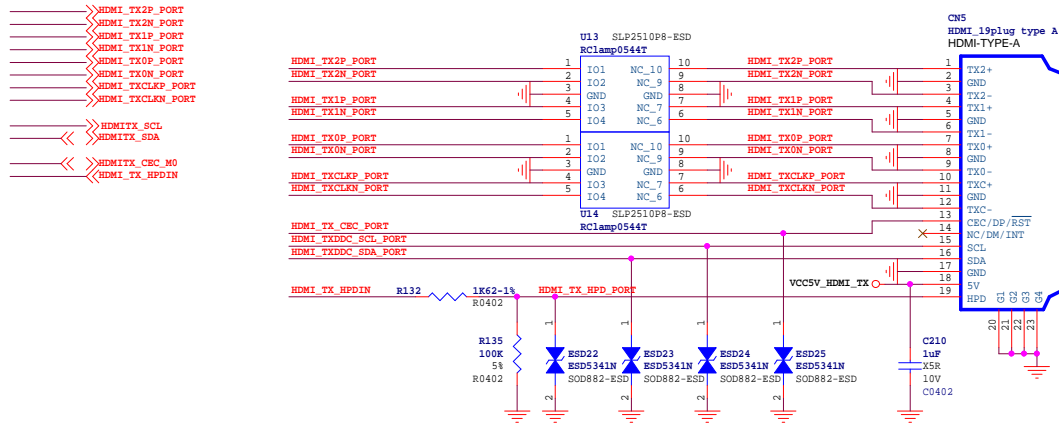
MicroUSB Debug



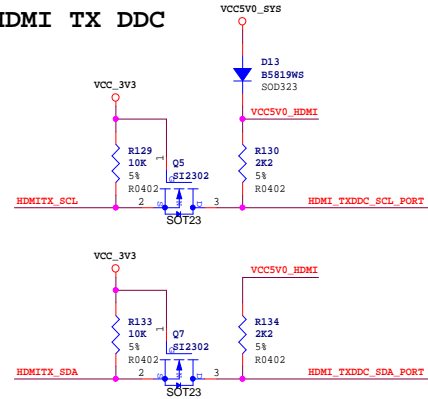
SATA3.0 Port2



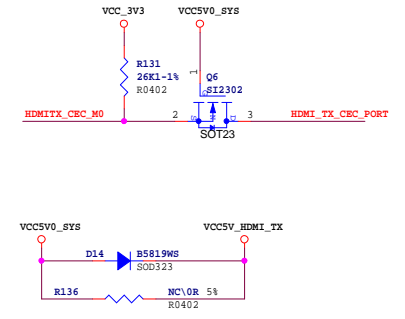
HDMI 2.0 TX



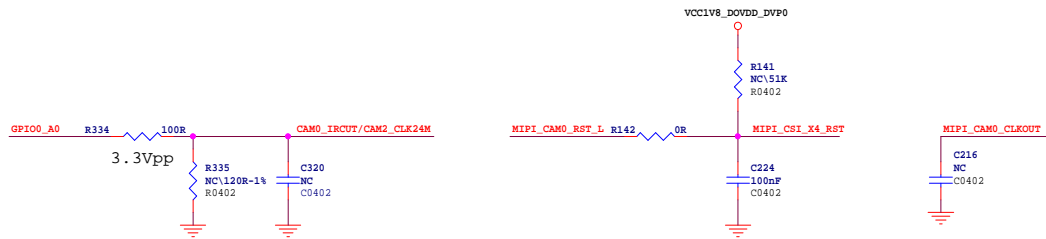
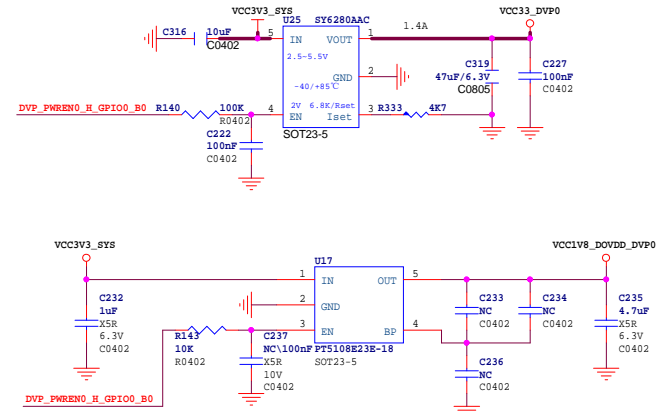

HDMI TX DDC



HDMI TX CEC

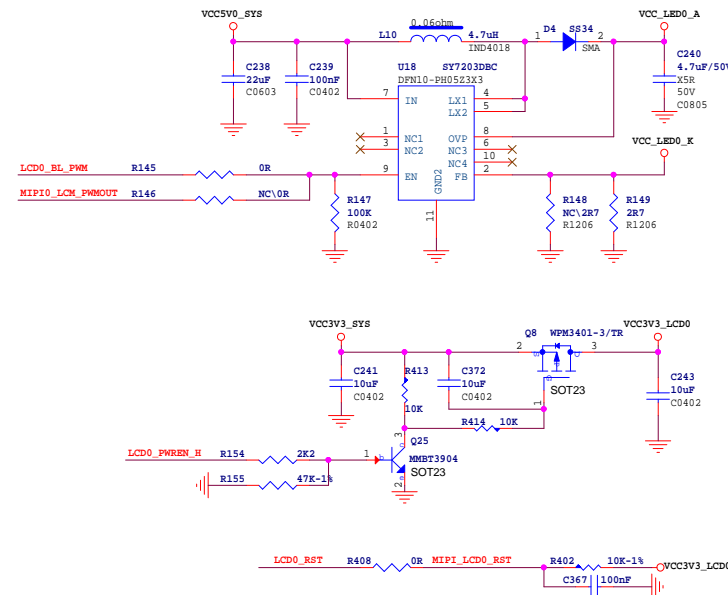
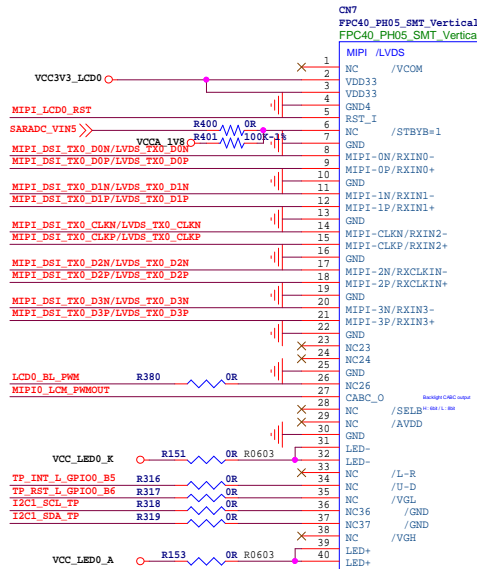



MIPI RX0

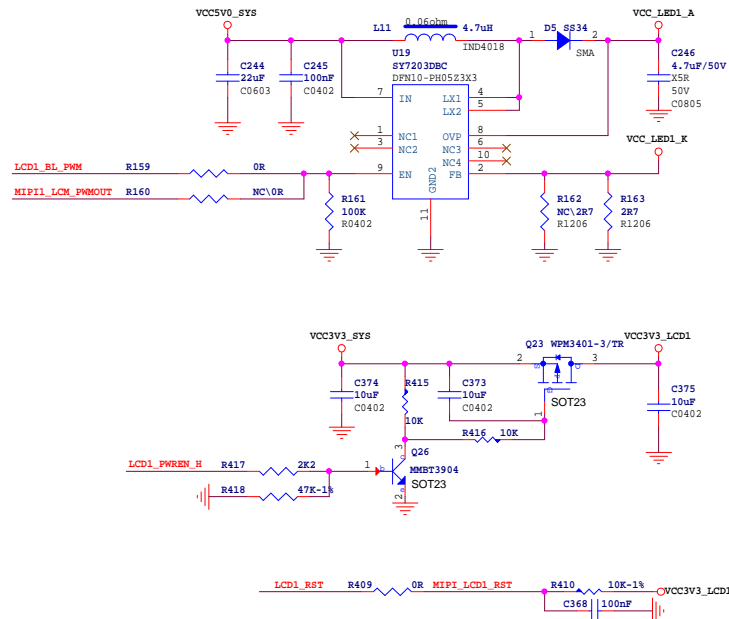
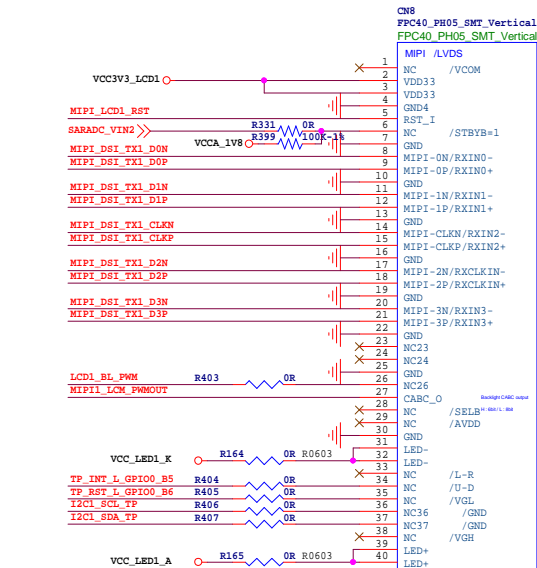


 http://www.banana-pi.com	GUANGDONG BIPAI KEJI CPA.LTD		
	Design Name: BPI-R2Pro_RK3568		
	Size: A3	Page Name: 15.HDMI2.0 TX /Camera	Rev: V1.1
	Date: Friday, Apr 11 08, 2022	Sheet: 15	of: 33

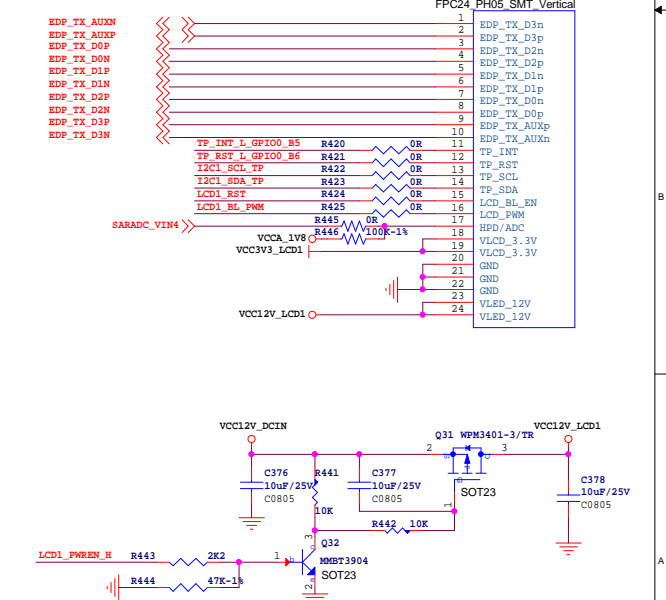
MIPI TX0 /LVDS



MIPI TX1



eDP



GUANGDONG BIPAI KEJI CPA.LTD

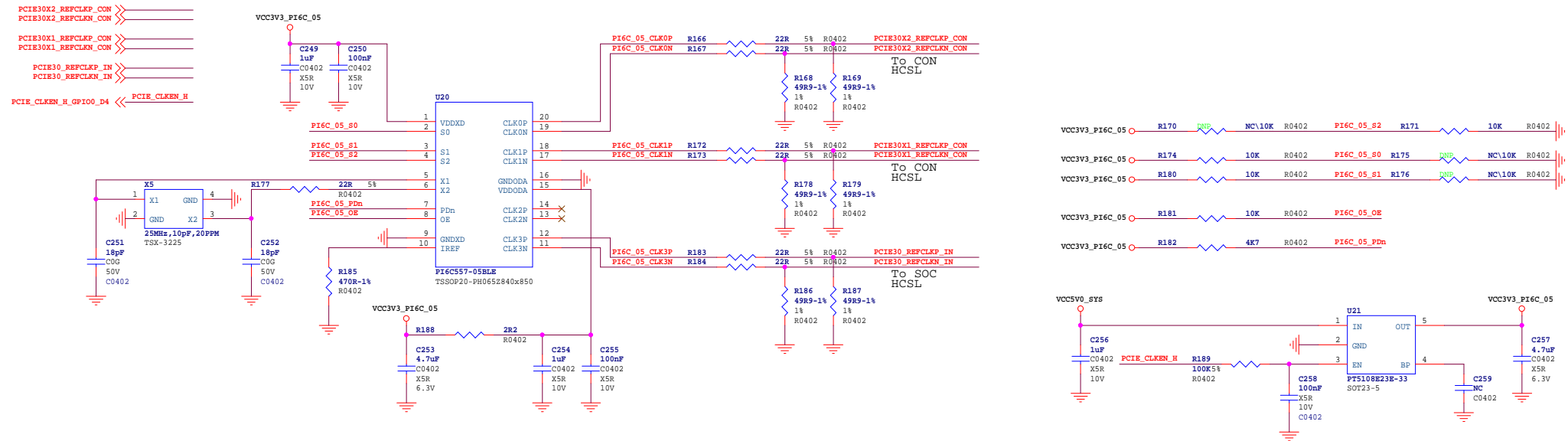
Design Name: BPI-R2Pro_RK3568

Size: A3 Page Name: 16.LCM_MIPI_DSI_TX/LVDS/eDP Rev: V1.1

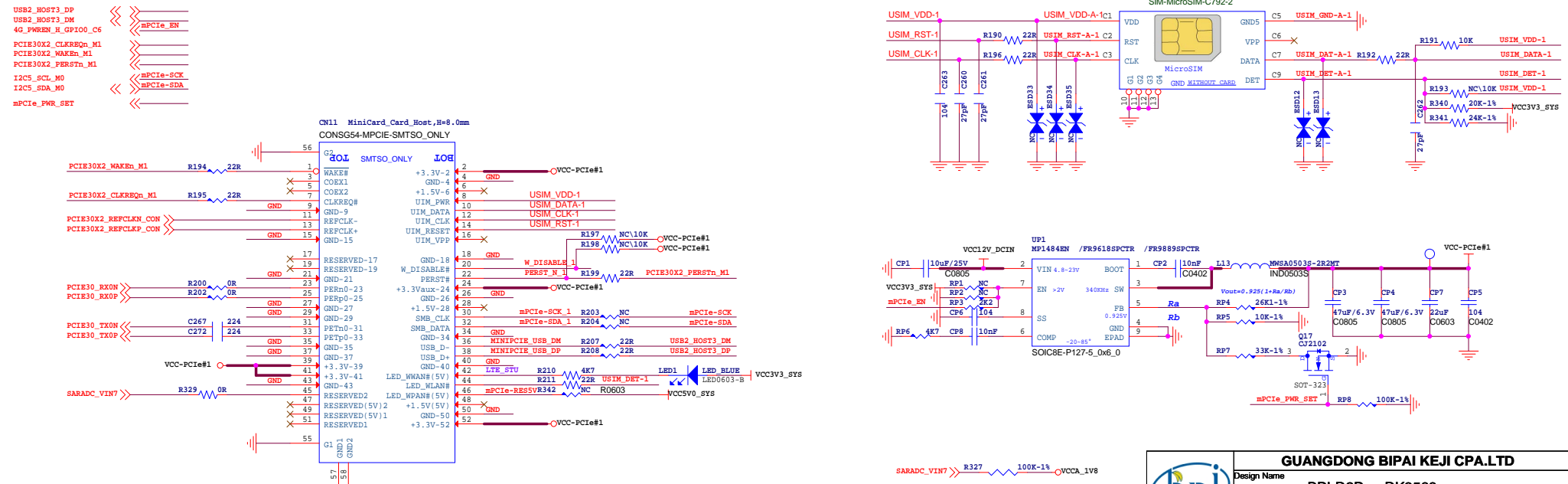
Date: Friday, April 08, 2022 Sheet: 16 of 33


<http://www.banana-pi.com>

PCIe REFCLK

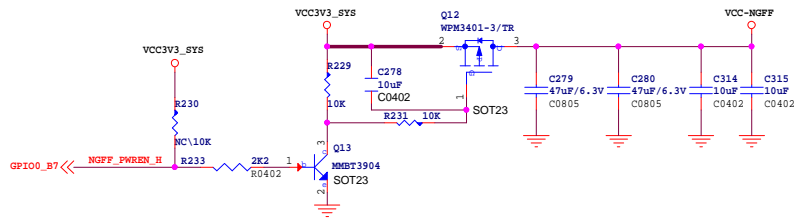
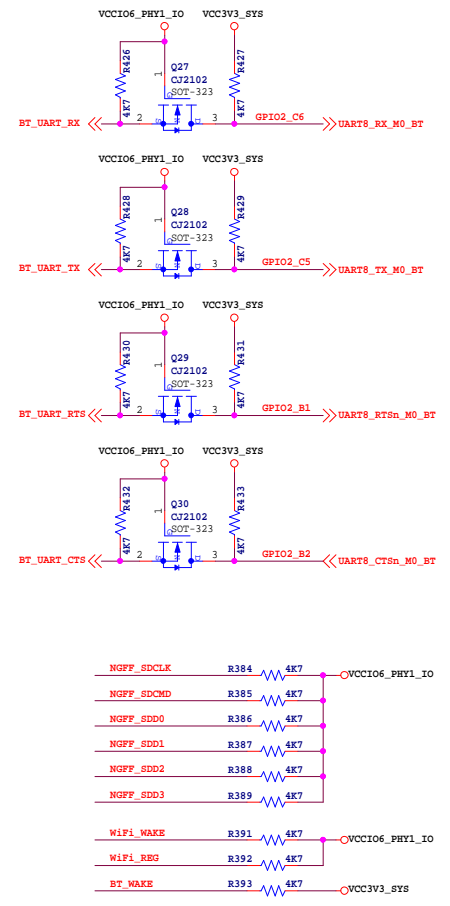
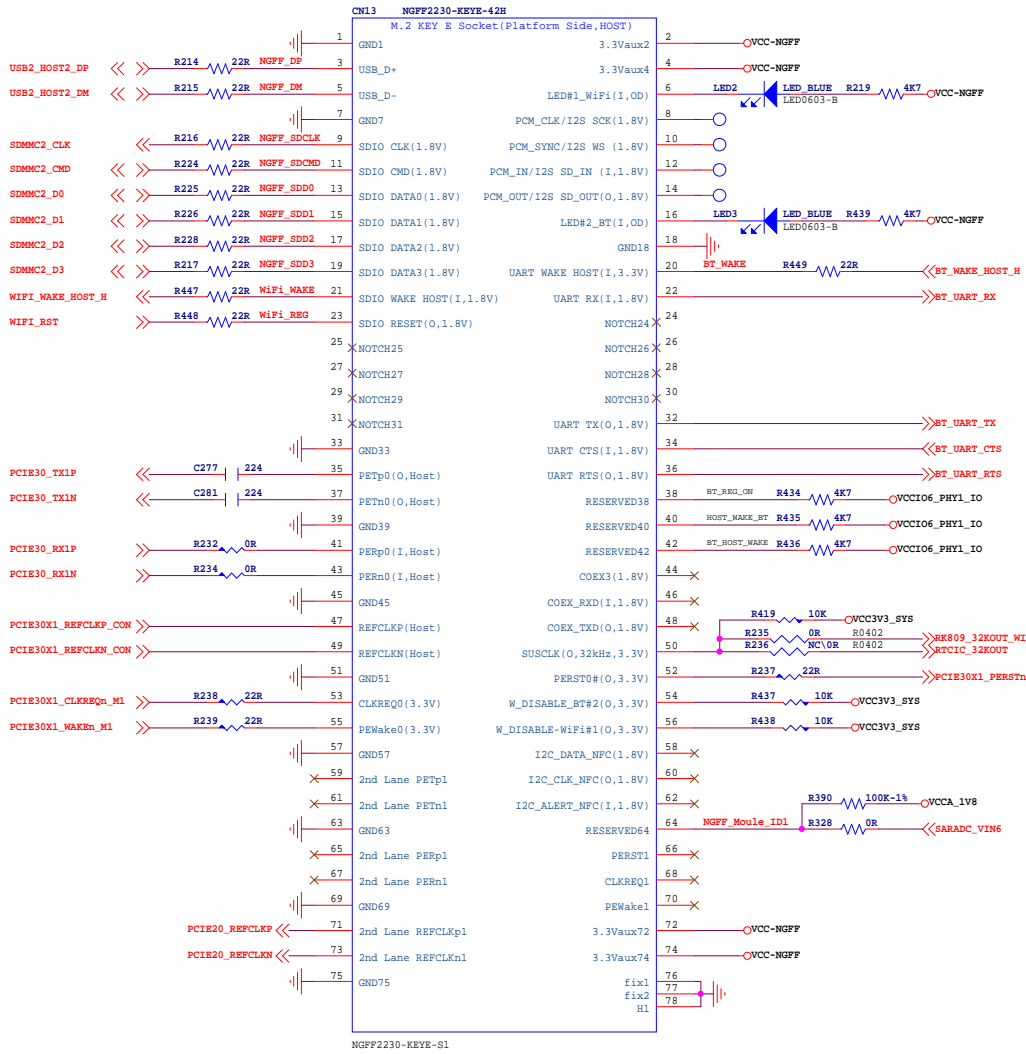



Mini PCIe



		GUANGDONG BIPAI KEJI CPA.LTD	
		Design Name BPI-R2Pro_RK3568	
Size A3	Page Name 17.MiniPCIe	Rev V1.1	
Date: Friday, April 08, 2022		Sheet 17 of 33	

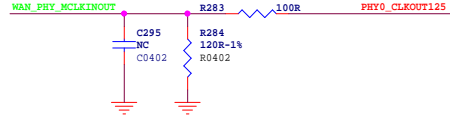
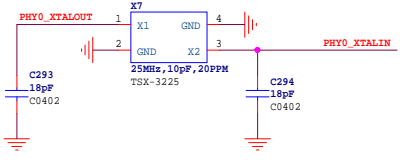
M.2 KET-E



				GUANGDONG BIPAI KEJI CPA.LTD			
				Design Name: BPI-R2Pro_RK3568			
Size	Page Name			Rev			
A3	18.M.2-KEYE			V1.1			
Date:	Friday, April 08, 2022		Sheet	18	of	33	

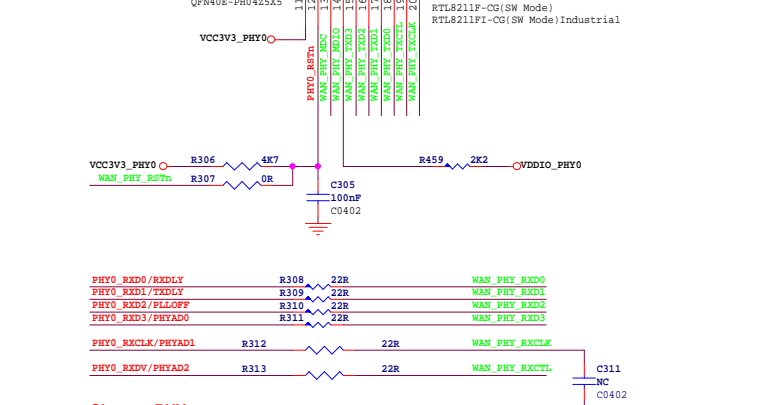
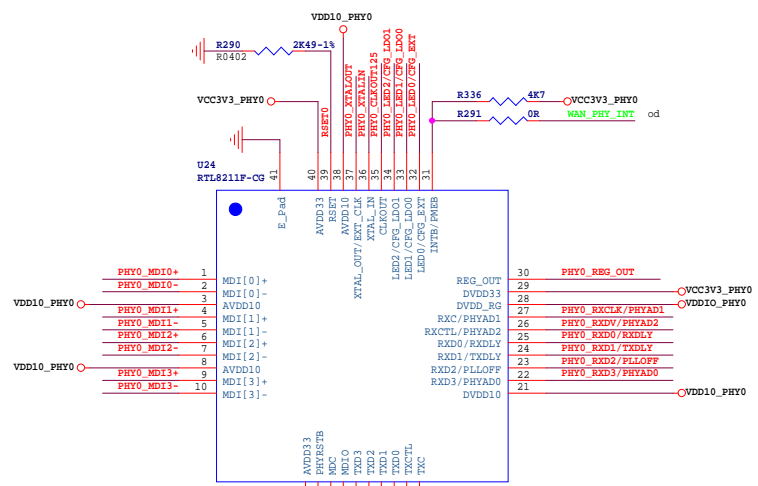
Giga PHY1

- GMAC1_TXD3_M1 << WAN_PHY_TXD3
- GMAC1_TXD2_M1 << WAN_PHY_TXD2
- GMAC1_TXD1_M1 << WAN_PHY_TXD1
- GMAC1_TXD0_M1 << WAN_PHY_TXD0
- GMAC1_TXEN_M1 << WAN_PHY_TXCTL
- GMAC1_TXCLK_M1 << WAN_PHY_TXCLK
- GMAC1_RXD3_M1 << WAN_PHY_RXD3
- GMAC1_RXD2_M1 << WAN_PHY_RXD2
- GMAC1_RXD1_M1 << WAN_PHY_RXD1
- GMAC1_RXD0_M1 << WAN_PHY_RXD0
- GMAC1_RXDV_CRS_M1 << WAN_PHY_RXCTL
- GMAC1_RXCLK_M1 << WAN_PHY_RXCLK
- GMAC1_MDIO_M1 << WAN_PHY_MDIO
- GMAC1_MDC_M1 << WAN_PHY_MDC
- GMAC1_MCLKINOUT_M1 << WAN_PHY_MCLKINOUT
- GMAC1_RSTn_GPTIO3_B0 << WAN_PHY_RSTn
- GMAC1_INT_GPTIO3_A7 << WAN_PHY_INT

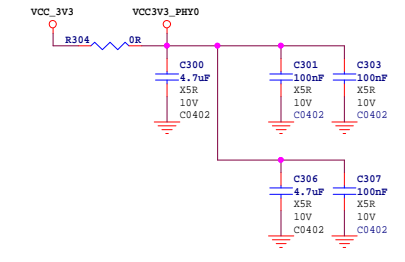
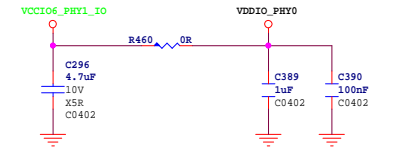
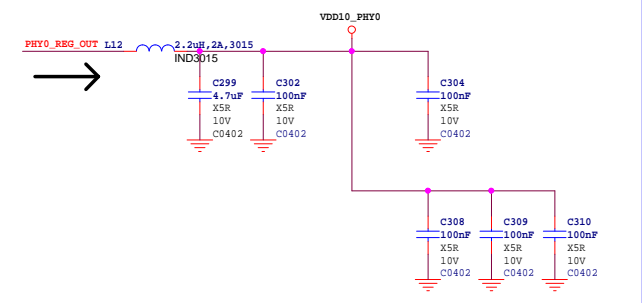
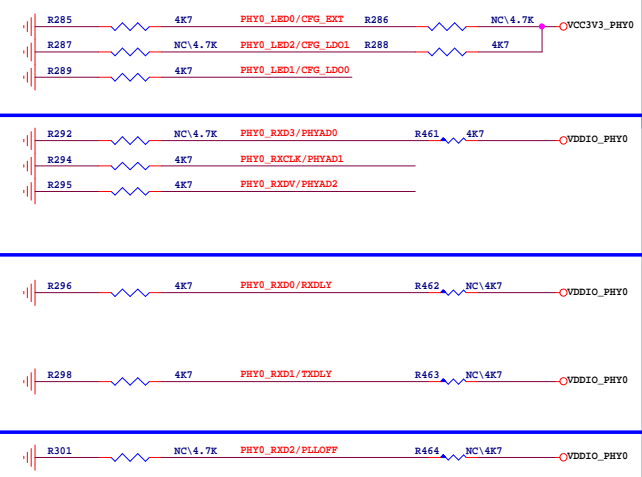


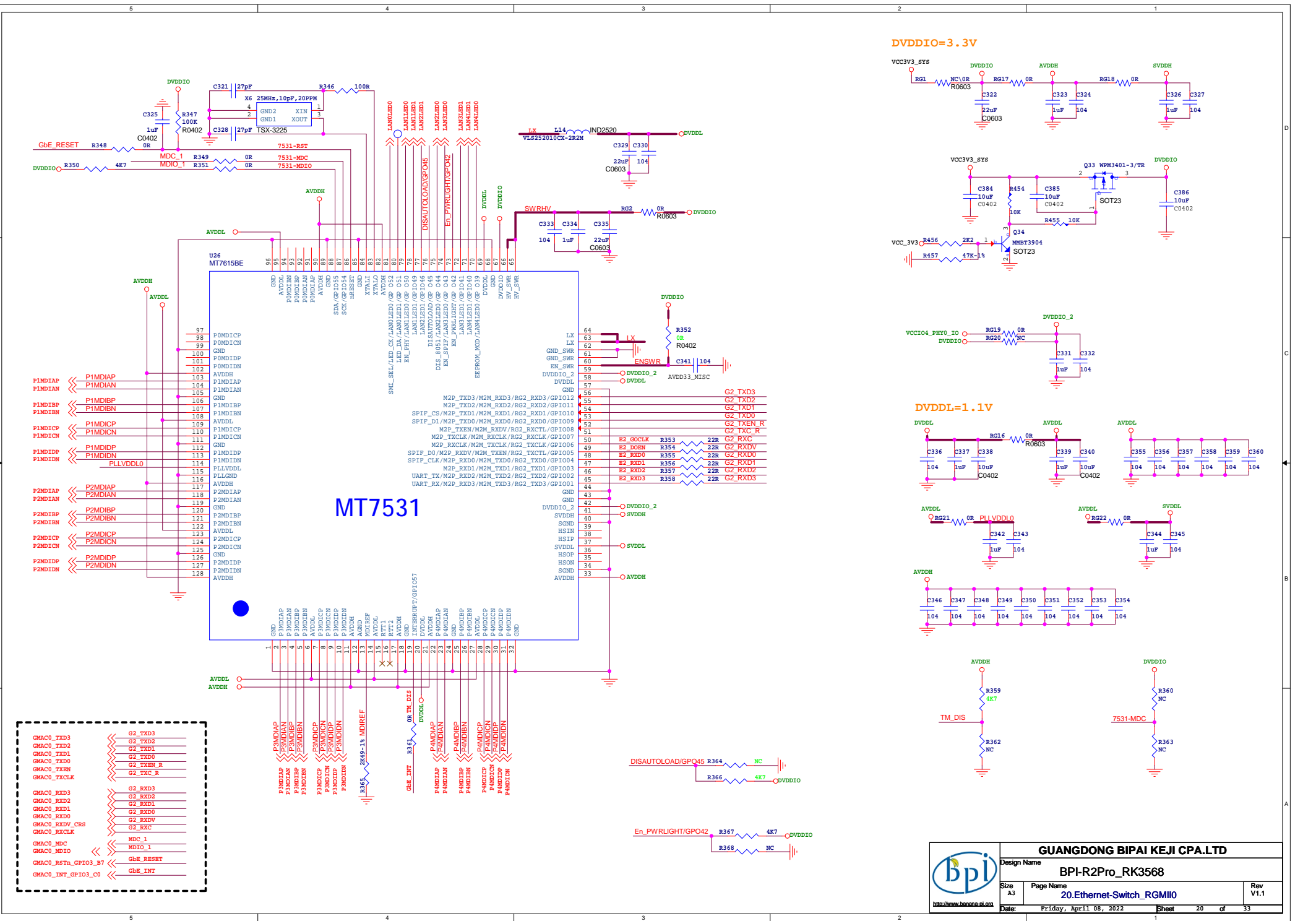
- PHY0_MD13- >> PHY0_MD13-
- PHY0_MD13+ >> PHY0_MD13+
- PHY0_MD12- >> PHY0_MD12-
- PHY0_MD12+ >> PHY0_MD12+
- PHY0_MD11- >> PHY0_MD11-
- PHY0_MD11+ >> PHY0_MD11+
- PHY0_MD10- >> PHY0_MD10-
- PHY0_MD10+ >> PHY0_MD10+

- PHY0_LED2/CFG_LD01 >> Net_ACT_LED
- PHY0_LED1/CFG_LD00 >> Net_Link_LED


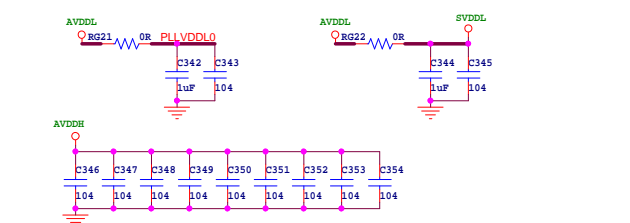
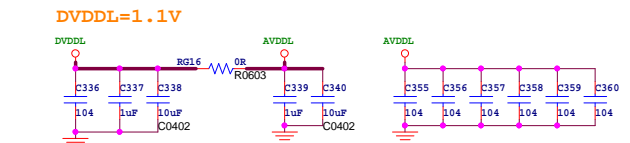
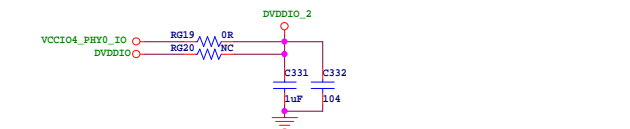
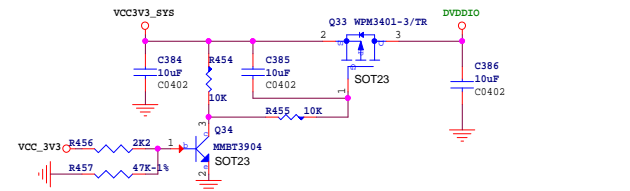
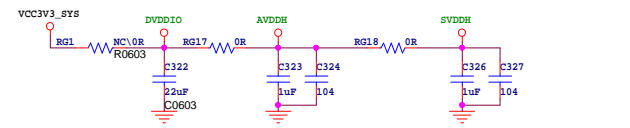


Close to PHY

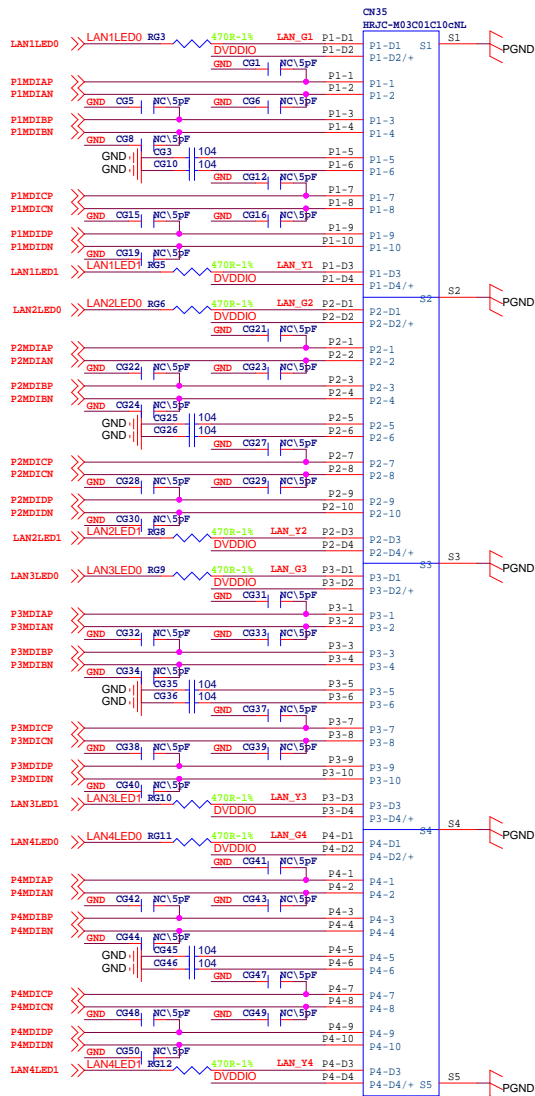




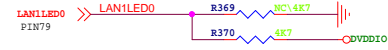
DVDDIO=3.3V



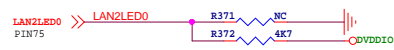
GMAC0_TXD3	<<>	G2_TXD3
GMAC0_RXD2	<<>	G2_RXD2
GMAC0_TXD1	<<>	G2_TXD1
GMAC0_TXD0	<<>	G2_TXD0
GMAC0_TXEN	<<>	G2_TXEN_R
GMAC0_TXCLK	<<>	G2_TXC_R
GMAC0_RXD3	<<>	G2_RXD3
GMAC0_RXD2	<<>	G2_RXD2
GMAC0_RXD1	<<>	G2_RXD1
GMAC0_RXD0	<<>	G2_RXD0
GMAC0_RXDV_CRS	<<>	G2_RXDV
GMAC0_RXCLK	<<>	G2_RXC
GMAC0_MDC	<<>	MDC_1
GMAC0_MDIO	<<>	MDIO_1
GMAC0_RSTn_GPIO3_B7	<<>	GbE_RESET
GMAC0_INT_GPIO3_C0	<<>	GbE_INT



Port 1 LED



Port 2 LED



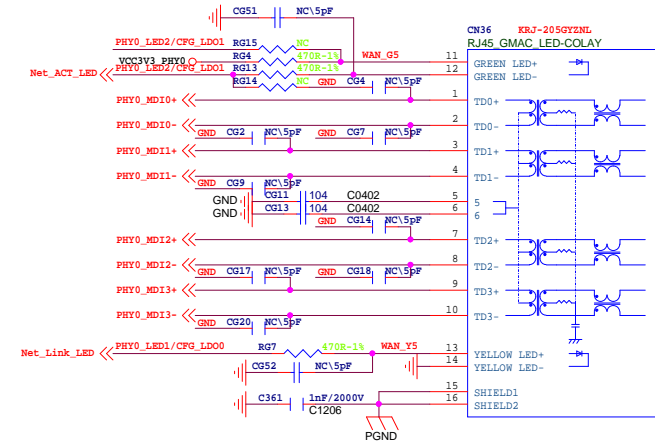
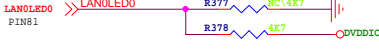
Port 3 LED



Port 4 LED

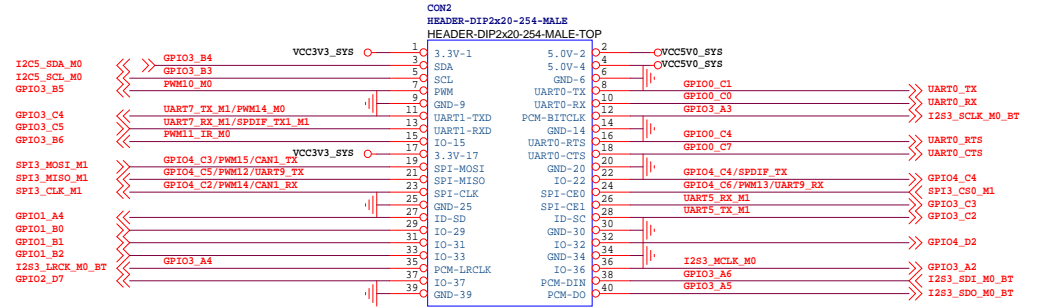
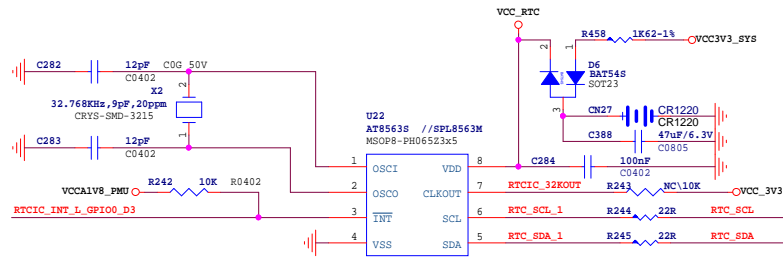


Port 0 LED



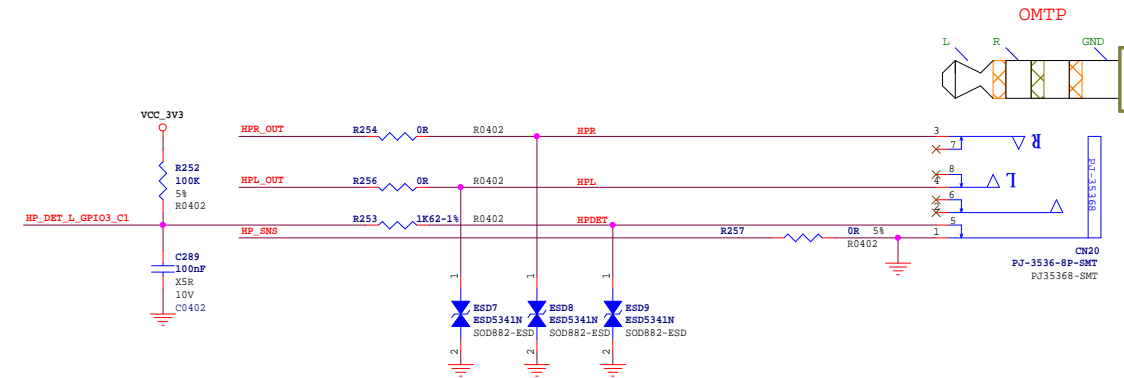
RTC IC

RTCIC_INT_L_GPIO0_D3
 RTCIC_32KOUT
 I2C3_SCL_M0
 I2C3_SDA_M0



Headphone Jack

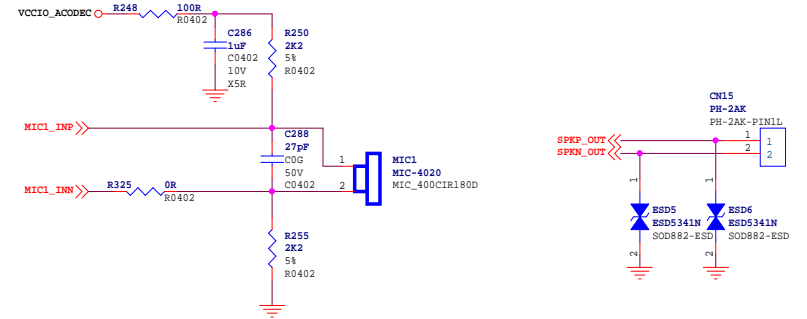
HPR_OUT
 HPL_OUT
 MIC1_INP
 MIC1_INN
 HP_SNS
 HP_DET_L_GPIO3_C1



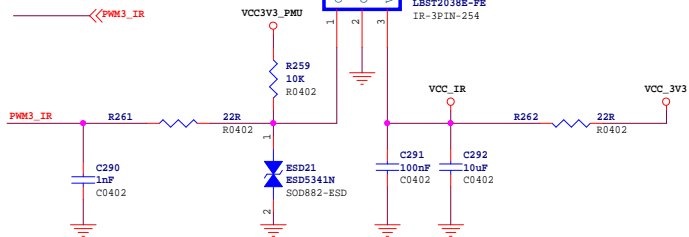
MIC

SPK

Note:8ohm/1.3W
 Speaker Output

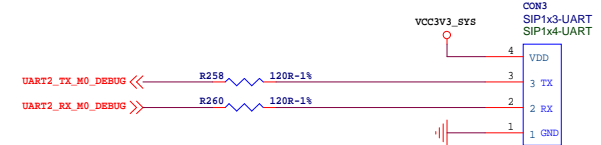


IR Receiver



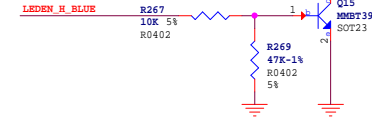
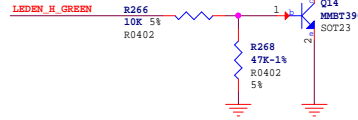
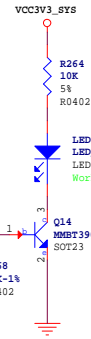
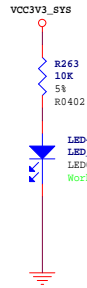
Debug UART2

默认波特率为1500000M

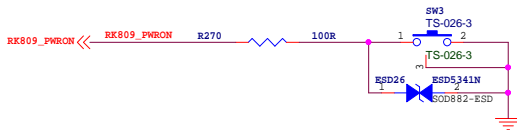


Working LED


GP100_D5 1.8V <<< LEDEN_H_GREEN
 GP100_D6 1.8V <<< LEDEN_H_BLUE



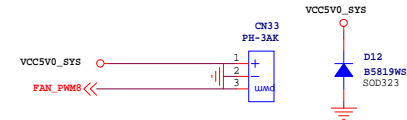
PowerOn/OFF_Key



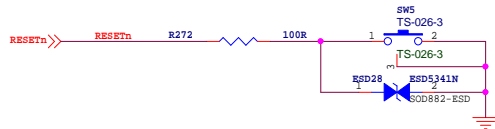
RECOVERY_Key



FAN

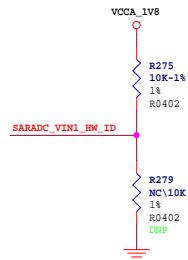


Reset_Key



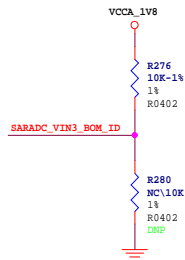
HW_ID

SARADC_VIN1_HW_ID >>>
 SARADC_VIN3_BOM_ID >>>

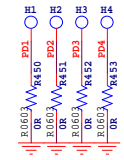



SARADC_VIN1	Up Resistance	Down Resistance
HW_ID0	10K	DNP
HW_ID1	10K	110K
HW_ID2	20K	100K
HW_ID3	33K	100K
HW_ID4	18K	36K
HW_ID5	36K	51K
HW_ID6	51K	51K
HW_ID7	51K	36K
HW_ID8	36K	18K
HW_ID9	100K	33K
HW_ID10	100K	20K
HW_ID11	110K	10K
HW_ID12	DNP	10K

BOM_ID



SARADC_VIN3	Up Resistance	Down Resistance
BOM_ID0	10K	DNP
BOM_ID1	10K	110K
BOM_ID2	20K	100K
BOM_ID3	33K	100K
BOM_ID4	18K	36K
BOM_ID5	36K	51K
BOM_ID6	51K	51K
BOM_ID7	51K	36K
BOM_ID8	36K	18K
BOM_ID9	100K	33K
BOM_ID10	100K	20K
BOM_ID11	110K	10K
BOM_ID12	DNP	10K



 http://www.banana-pi.com	GUANGDONG BIPAI KEJI CPA.LTD	
	Design Name BPI-R2Pro_RK3568	
Size A3	Page Name 23.LED/HW_ID/BOM_ID/KEYS	Rev V1.1
Date: Friday, April 08, 2022	Sheet 23	of 33